

July 31, 2020

# PROSPECTUS

## SEI Asset Allocation Trust

### **Class D Shares**

- › Defensive Strategy Fund (SDSDX)
- › Conservative Strategy Fund (SSTDx)
- › Moderate Strategy Fund (SMSDX)
- › Aggressive Strategy Fund (SASDX)
- › Core Market Strategy Fund (SRSDX)
- › Market Growth Strategy Fund (SMKDX)

*The U.S. Securities and Exchange Commission has not approved or disapproved these securities or passed upon the adequacy of this prospectus. Any representation to the contrary is a criminal offense.*

*Not all Funds appearing in this prospectus are available for purchase in all states. You may purchase Fund shares only if they are registered in your state.*

*Beginning on January 1, 2021, as permitted by regulations adopted by the Securities and Exchange Commission, paper copies of the Funds' shareholder reports will no longer be sent by mail, unless you specifically request paper copies of the reports from the Funds or from your financial intermediary, such as a broker-dealer or bank.*

*Instead, the reports will be made available on a website, and you will be notified by mail each time a report is posted and provided with a website link to access the report.*

*If you already elected to receive shareholder reports electronically, you will not be affected by this change and you need not take any action. You may elect to receive shareholder reports and other communications from the Funds electronically by contacting your financial intermediary.*

*You may elect to receive all future reports in paper free of charge. If you invest through a financial intermediary, you can follow the instructions included with this disclosure or contact your financial intermediary to inform it that you wish to continue receiving paper copies of your shareholder reports. If you invest directly with the Funds, you can inform the Funds that you wish to continue receiving paper copies of your shareholder reports by calling 1-800-DIAL-SEI. Your election to receive reports in paper will apply to all funds held with the SEI Funds or your financial intermediary.*

# SEI ASSET ALLOCATION TRUST

---

## About This Prospectus

<b>FUND SUMMARY</b>		<b>HOW TO SELL YOUR FUND SHARES</b>	111
DEFENSIVE STRATEGY FUND	1	Receiving Your Money	112
CONSERVATIVE STRATEGY FUND	9	Methods Used to Meet Redemption Obligations	112
MODERATE STRATEGY FUND	17	Low Balance Redemptions	112
AGGRESSIVE STRATEGY FUND	25	Suspension of Your Right to Sell Your Shares	112
CORE MARKET STRATEGY FUND	33	<b>TELEPHONE TRANSACTIONS</b>	112
MARKET GROWTH STRATEGY FUND	41	<b>UNCLAIMED PROPERTY</b>	112
Purchase and Sale of Fund Shares	49	<b>DISTRIBUTION AND SERVICE OF FUND SHARES</b>	113
Tax Information	49	<b>DISCLOSURE OF PORTFOLIO HOLDINGS INFORMATION</b>	114
Payments to Broker-Dealers and Other Financial Intermediaries	49	<b>DIVIDENDS, DISTRIBUTIONS AND TAXES</b>	114
<b>MORE INFORMATION ABOUT INVESTMENTS</b>	49	Dividends and Distributions	114
Information About the Underlying SEI Funds	50	Taxes	114
<b>MORE INFORMATION ABOUT RISKS</b>	75	<b>ADDITIONAL INFORMATION</b>	116
Risk Information Common to the Funds	75	<b>FINANCIAL HIGHLIGHTS</b>	117
<b>GLOBAL ASSET ALLOCATION</b>	101	<b>HOW TO OBTAIN MORE INFORMATION ABOUT SEI ASSET ALLOCATION TRUST</b>	Back Cover
<b>MORE INFORMATION ABOUT THE FUNDS' BENCHMARK INDEXES</b>	102		
<b>INVESTMENT ADVISER</b>	102		
Information About Fee Waivers	104		
<b>PURCHASING, EXCHANGING AND SELLING FUND SHARES</b>	105		
<b>HOW TO PURCHASE FUND SHARES</b>	105		
Pricing of Fund Shares	106		
Frequent Purchases and Redemptions of Fund Shares	109		
Foreign Investors	110		
Customer Identification and Verification and Anti-Money Laundering Program	110		
<b>HOW TO EXCHANGE YOUR FUND SHARES</b>	111		

## DEFENSIVE STRATEGY FUND

---

### Fund Summary

#### Investment Goal

Manage risk of loss while providing current income and opportunity for limited capital appreciation.

#### Fees and Expenses

This table describes the fees and expenses that you may pay if you buy and hold Fund shares.

#### ANNUAL FUND OPERATING EXPENSES

(expenses that you pay each year as a percentage of the value of your investment)	Class D Shares
Management Fees	0.10%
Distribution (12b-1) Fees	0.75%
Other Expenses	0.49%
Acquired Fund Fees and Expenses (AFFE)	0.45%
<b>Total Annual Fund Operating Expenses</b>	<b>1.79%<sup>†</sup></b>

<sup>†</sup> Because the Defensive Strategy Fund (Fund) incurred AFFE during the most recent fiscal year, the operating expenses in this fee table will not correlate to the expense ratio in the Fund's financial statements (or the "Financial Highlights" section in the prospectus) because the financial statements include only the direct operating expenses incurred by the Fund, not the indirect costs of investing in underlying funds.

#### EXAMPLE

This Example is intended to help you compare the cost of investing in the Fund with the cost of investing in other mutual funds. The Example assumes that you invest \$10,000 in the Fund for the time periods indicated and then redeem all of your shares at the end of those periods. The Example also assumes that your investment has a 5% return each year and that the Fund's operating expenses remain the same. Although your actual costs may be higher or lower, based on these assumptions your costs would be:

	1 Year	3 Years	5 Years	10 Years
Defensive Strategy Fund — Class D Shares	\$182	\$563	\$970	\$2,105

#### PORTFOLIO TURNOVER

The Fund pays transaction costs, such as commissions, when it buys and sells securities (or "turns over" its portfolio). A higher portfolio turnover rate may indicate higher transaction costs and may result in higher taxes when Fund shares are held in a taxable account. These costs, which are not reflected in annual Fund operating expenses or in the Example, affect the Fund's performance. During the most recent fiscal year, the Fund's portfolio turnover rate was 17% of the average value of its portfolio.

## Principal Investment Strategies

Under normal circumstances, the Fund will seek to manage risk of loss while providing current income and opportunity for limited capital appreciation. Managing the risk of loss does not mean preventing losses, but rather managing the Fund in a manner intended to limit the level of losses that the Fund could incur over any particular period. The Fund predominantly invests in other SEI funds, each of which has its own investment goal (the Underlying SEI Funds). The Underlying SEI Funds invest, in turn, in securities and other instruments of various asset classes. Each of the Underlying SEI Funds is managed by one or more sub-advisers (each, a Sub-Adviser and collectively, the Sub-Advisers) under the supervision of SEI Investments Management Corporation (SIMC or the Adviser), or, in certain circumstances, is managed directly by SIMC.

The Fund's assets may be diversified across Underlying SEI bond and money market funds, equity funds, real estate funds and multi-asset funds. The bond funds may consist of a wide range of investment styles that provide exposure to U.S. and/or foreign fixed income securities of varying credit quality (including junk bonds), maturity and duration. The equity funds may consist of a wide range of investment styles that provide investment exposure to U.S. and/or foreign equity securities of companies of various capitalization ranges. The real estate funds provide exposure to the equity securities of real estate companies. The multi-asset funds consist of funds that seek to achieve their investment goals by selecting investments from among a broad range of asset classes. A multi-asset fund may also adjust its allocation among asset classes over short periods of time, and therefore it may provide the Fund with a dynamic investment component. Although a multi-asset fund could consist of equity securities, bonds or real estate securities, it may also provide exposure to additional asset classes, such as commodities.

The Fund's assets are allocated among a variety of Underlying SEI Funds within the following percentage ranges:

<b>Underlying SEI Fund Type</b>	<b>Investment Range (Percentage of the Fund's Assets)</b>
<u>Investment Grade Bond &amp; Money Market Funds</u>	40-100%
<u>Multi-Asset Investment Funds</u>	0-60%
<u>Non-Investment Grade Bond Funds</u>	0-30%
<u>U.S. Equity Funds</u>	0-30%
<u>Real Estate Funds</u>	0-20%
<u>International Equity Funds</u>	0-15%

The Fund may also directly invest in interests of exchange-traded products (ETPs) (including exchange-traded funds structured as investment companies (ETFs), exchange-traded notes (ETNs) and exchange-traded commodity pools), shares of other investment companies, and derivative instruments, such as currency forward contracts. The Fund may invest in such instruments to implement an investment technique or achieve a specific asset class exposure that could not be efficiently implemented from an allocation to the Underlying SEI Funds alone. For instance, the Fund may invest in such securities to offset or pursue a sector overweight or underweight, to hedge or increase exposure to a specific currency, to gain exposure to additional asset classes, to adjust characteristics of the Fund, such as

interest rate duration or yield curve exposure, or to otherwise enhance or offset exposures incurred by the Fund through its investments in the Underlying SEI Funds.

## Principal Risks

The success of the Fund's investment strategy depends on SIMC's allocation of assets among the Underlying SEI Funds and its selection of other investment companies, ETPs and derivative instruments in which to invest that portion of the Fund's assets not allocated to the Underlying SEI Funds. In managing the Fund, SIMC may be incorrect in assessing market trends or the value or growth capability of particular asset classes or other investments. In addition, the methodology by which SIMC allocates the Fund's assets among the Underlying SEI Funds and other investments may not achieve desired results and may cause the Fund to lose money or underperform other comparable mutual funds.

The Underlying SEI Funds and other investment companies and ETPs in which the Fund invests may apply any of a variety of investment strategies and may invest in a broad range of asset classes, securities and other investments to attempt to achieve their designated investment goals. The principal risks of the Fund as a result of its investments in the Underlying SEI Funds and other investment companies, ETPs or other investments are set forth below.

*Fixed Income Market Risk* — The prices of fixed income securities respond to economic developments, particularly interest rate changes, as well as to perceptions about the creditworthiness of individual issuers, including governments and their agencies. Generally, an Underlying SEI Fund's fixed income securities will decrease in value if interest rates rise and vice versa. In a low interest rate environment, risks associated with rising rates are heightened. Declines in dealer market-making capacity as a result of structural or regulatory changes could decrease liquidity and/or increase volatility in the fixed income markets. Markets for fixed income securities may decline significantly in response to adverse issuer, political, regulatory, market, economic or other developments that may cause broad changes in market value, public perceptions concerning these developments, and adverse investor sentiment or publicity. Similarly, environmental and public health risks, such as natural disasters or epidemics, or widespread fear that such events may occur, may impact markets adversely and cause market volatility in both the short- and long-term. In response to these events, the Underlying SEI Fund's and, in turn, the Fund's value may fluctuate and/or the Underlying SEI Fund and the Fund may experience increased redemptions from shareholders, which may impact the Underlying SEI Fund's and the Fund's liquidity or force the Underlying SEI Fund and the Fund to sell securities into a declining or illiquid market.

*Equity Market Risk* — The risk that the market value of a security may move up and down, sometimes rapidly and unpredictably. Market risk may affect a single issuer, an industry, a sector or the equity or bond market as a whole. Equity markets may decline significantly in response to adverse issuer, political, regulatory, market, economic or other developments that may cause broad changes in market value, public perceptions concerning these developments, and adverse investor sentiment or publicity. Similarly, environmental and public health risks, such as natural disasters or epidemics, or widespread fear that such events may occur, may impact markets adversely and cause market volatility in both the short- and long-term.

*Investment Company Risk* — When the Fund or an Underlying SEI Fund invests in an investment company, in addition to directly bearing the expenses associated with its own operations, it will bear a pro rata portion of the investment company's expenses. In addition, while the risks of owning shares of an investment company generally reflect the risks of owning the underlying investments of the

investment company, the Fund may be subject to additional or different risks than if the Fund or an Underlying SEI Fund had invested directly in the underlying investments.

*Asset Allocation Risk* — The risk that SIMC's decisions regarding asset classes and Underlying SEI Funds will not anticipate market trends successfully.

*U.S. Government Securities Risk* — Although U.S. Government securities are considered to be among the safest investments, they are still subject to the credit risk of the U.S. Government and are not guaranteed against price movements due to changing interest rates. Obligations issued by some U.S. Government agencies are backed by the U.S. Treasury, while others are backed solely by the ability of the agency to borrow from the U.S. Treasury or by the agency's own resources. No assurance can be given that the U.S. Government will provide financial support to its agencies and instrumentalities if it is not obligated by law to do so.

*Interest Rate Risk* — The risk that a rise in interest rates will cause a fall in the value of fixed income securities, including U.S. Government securities, in which the Underlying SEI Funds invest. A low interest rate environment may present greater interest rate risk because there may be a greater likelihood of rates increasing and rates may increase more rapidly.

*Commodity Investments Risk* — Certain Underlying SEI Funds may invest a portion of their assets in a wholly owned subsidiary that is not registered under the Investment Company Act of 1940, as amended, and invests directly in commodities and commodity-related instruments. Other Underlying SEI Funds may have indirect exposure to commodities by investing in commodity-related instruments. Commodity investments and derivatives may be more volatile and less liquid than direct investments in the underlying commodities themselves. Commodity-related equity returns can also be affected by the issuer's financial structure or the performance of unrelated businesses. The value of a commodity investment or a derivative investment in commodities is typically based upon the price movements of a physical commodity, a commodity futures contract or commodity index or some other readily measurable economic variable that is dependent upon changes in the value of commodities or the commodities markets. The value of these securities will rise or fall in response to changes in the underlying commodity or related benchmark or investment, changes in interest rates, or factors affecting a particular industry or commodity, such as natural disasters, weather and U.S. and international economic, political and regulatory developments.

*Derivatives Risk* — The use of futures contracts, forward contracts, options and swaps is subject to market risk, leverage risk, correlation risk and liquidity risk. Many over-the-counter (OTC) derivative instruments will not have liquidity beyond the counterparty to the instrument. Market risk is the risk that the market value of an investment may move up and down, sometimes rapidly and unpredictably. Leverage risk is the risk that a small percentage of assets invested in a derivative can have a disproportionately larger impact on the Fund's or an Underlying SEI Fund's performance. Correlation risk is the risk that changes in the value of a derivative instrument may not correlate perfectly with changes in the value of the derivative instrument's underlying asset, rate or index. Liquidity risk is the risk that the derivative may be difficult or impossible to sell at the time and the price that the Fund or an Underlying SEI Fund would like, which may cause the Fund or the Underlying SEI Fund to have to lower the selling price, sell other securities instead or forego an investment opportunity, any of which could have a negative effect on the Fund's or the Underlying SEI Fund's management or performance. The use of swaps and forward contracts and options is also subject to credit risk and valuation risk. Credit risk is the risk that the issuer of a security or counterparty to a derivatives contract will default or otherwise

become unable to honor its financial obligation to the Fund or the Underlying SEI Fund under the contract. Valuation risk is the risk that the derivative may be difficult to value and/or valued incorrectly. Each of the above risks could cause the Fund or an Underlying SEI Fund to lose more than the principal amount invested in a derivative instrument. Some derivatives have the potential for unlimited loss, regardless of the size of the Fund's or an Underlying SEI Fund's initial investment. The other parties to certain derivative contracts present the same types of credit risk as issuers of fixed income securities. The Fund's or an Underlying SEI Fund's use of derivatives may also increase the amount of taxes payable by some shareholders. Both U.S. and non-U.S. regulators are in the process of adopting and implementing regulations governing derivatives markets, the ultimate impact of which remains unclear.

*Short Sales Risk* — A short sale involves the sale of a security that an Underlying SEI Fund does not own in the expectation of purchasing the same security (or a security exchangeable therefore) at a later date at a lower price. Short sales entered into by an Underlying SEI Fund expose the Fund to the risk that the Underlying SEI Fund will be required to buy a security sold short (also known as “covering” the short position) at a time when the security has appreciated in value, thus resulting in a loss to the Underlying SEI Fund and, therefore, the Fund, that is potentially unlimited. Reinvesting proceeds received from short selling may create leverage, which can amplify the effects of market volatility on the share price of an Underlying SEI Fund and, therefore, the Fund. Investment in short sales may also cause an Underlying SEI Fund to incur expenses related to borrowing securities. In addition, shorting a future contract may require posting only a margin that may amount to less than the notional exposure of the contract. Such a practice may exacerbate the loss in a case of adverse price action.

*Below Investment Grade Securities (Junk Bonds) Risk* — Fixed income securities rated below investment grade (junk bonds) involve greater risk of default or downgrade and are generally more volatile than investment grade securities because the prospect for repayment of principal and interest of many of these securities is speculative. Because these securities typically offer a higher rate of return to compensate for these risks, they are sometimes referred to as “high yield bonds,” but there is no guarantee that an investment in these securities will result in a high rate of return.

*Small and Medium Capitalization Risk* — Small and medium capitalization companies may be more vulnerable to adverse business or economic events than larger, more established companies. In particular, small and medium capitalization companies may have limited product lines, markets and financial resources and may depend upon a relatively small management group. Therefore, small and medium capitalization stocks may be more volatile than those of larger companies. Small and medium capitalization stocks may be traded over-the-counter (OTC). OTC stocks may trade less frequently and in smaller volume than exchange listed stocks and may have more price volatility than that of exchange-listed stocks.

*Large Capitalization Risk* — The risk that larger, more established companies may be unable to respond quickly to new competitive challenges such as changes in technology and consumer tastes. Larger companies also may not be able to attain the high growth rates of successful smaller companies.

*Real Estate Industry Risk* — Securities of companies principally engaged in the real estate industry may be subject to the risks associated with the direct ownership of real estate. Risks commonly associated with the direct ownership of real estate include fluctuations in the value of underlying properties, defaults by borrowers or tenants, changes in interest rates and risks related to general or local economic conditions.

*Foreign Investment/Emerging Markets Risk* — The risk that non-U.S. securities may be subject to additional risks due to, among other things, political, social and economic developments abroad, currency movements, and different legal, regulatory and tax environments. These additional risks may be heightened with respect to emerging market countries because political turmoil and rapid changes in economic conditions are more likely to occur in these countries.

*Currency Risk* — As a result of the Fund's and certain Underlying SEI Funds' investments in securities or other investments denominated in, and/or receiving revenues in, foreign currencies, the Fund will be subject to currency risk. Currency risk is the risk that foreign currencies will decline in value relative to the U.S. dollar or, in the case of hedging positions, that the U.S. dollar will decline in value relative to the currency hedged. In either event, the dollar value of an investment in the Fund or an Underlying SEI Fund would be adversely affected. Currency exchange rates may fluctuate in response to, among other things, changes in interest rates, intervention (or failure to intervene) by U.S. or foreign governments, central banks or supranational entities, or by the imposition of currency controls or other political developments in the United States or abroad.

*Exchange-Traded Products (ETPs) Risk* — The risks of owning interests of an ETP, such as an ETF, ETN or exchange-traded commodity pool, generally reflect the same risks as owning the underlying securities or other instruments that the ETP is designed to track. The shares of certain ETPs may trade at a premium or discount to their intrinsic value (*i.e.*, the market value may differ from the net asset value of an ETP's shares). For example, supply and demand for shares of an ETF or market disruptions may cause the market price of the ETF to deviate from the value of the ETF's investments, which may be emphasized in less liquid markets. The value of an ETN may also differ from the valuation of its reference market or instrument due to changes in the issuer's credit rating. By investing in an ETP, the Fund or an Underlying SEI Fund indirectly bears the proportionate share of any fees and expenses of the ETP in addition to the fees and expenses that the Fund and its shareholders directly bear in connection with the Fund's operations. Because certain ETPs may have a significant portion of their assets exposed directly or indirectly to commodities or commodity-linked securities, developments affecting commodities may have a disproportionate impact on such ETPs and may subject the ETPs to greater volatility than investments in traditional securities.

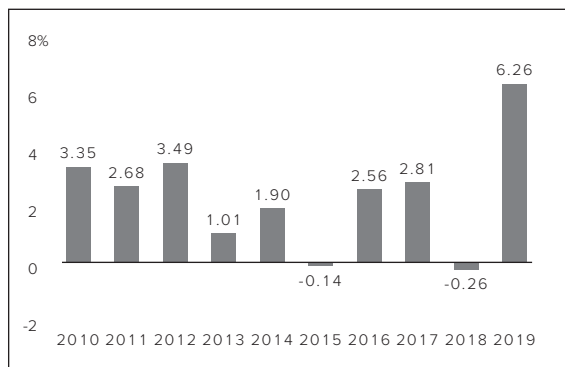
***Investing in the Fund involves risk, and there is no guarantee that the Fund will achieve its investment goal. You could lose money on your investment in the Fund, just as you could with other investments. An investment in the Fund is not a deposit of a bank and is not insured or guaranteed by the Federal Deposit Insurance Corporation or any other government agency.***

## Performance Information

As of July 31, 2019, the Class D Shares of the Fund had not commenced operations. The bar chart and the performance table below provide some indication of the risks of investing in the Class D Shares of the Fund by showing changes in the Fund's Class F Shares performance from year to year for the past ten calendar years and by showing how the Fund's Class F Shares average annual returns for 1, 5 and 10 years, and since the Fund's Class F Shares inception, compared with those of a broad measure of market performance. Since Class D Shares are invested in the same portfolio of securities, returns for Class D Shares will be substantially similar to those of Class F Shares, shown here, and will differ only to the extent that Class D Shares have higher expenses. The Fund's past performance (before and after



taxes) is not necessarily an indication of how the Fund will perform in the future. For current performance information, please call 1-800-DIAL-SEI.



**Best Quarter:** 2.60% (3/31/19)

**Worst Quarter:** -1.53% (06/30/13)

The Fund's Class F total return (pre-tax) from January 1, 2020 to June 30, 2020 was 0.01%.

#### Average Annual Total Returns (for the periods ended December 31, 2019)

This table compares the Fund's average annual total returns for Class F Shares to those of a broad-based index and two additional indexes: the Standard & Poor's 500 Composite Stock Price Index (S&P 500 Index) and the ICE BofA 3-Month U.S. Treasury Bill Index. The foregoing indexes, when considered together, may provide investors with a useful comparison of the Fund's overall performance.

After-tax returns are calculated using the historical highest individual federal marginal income tax rates and do not reflect the impact of state and local taxes. Your actual after-tax returns will depend on your tax situation and may differ from those shown. After-tax returns shown are not relevant to investors who hold their Fund shares through tax-deferred arrangements, such as 401(k) plans or individual retirement accounts. In the event of negative performance, the Fund's returns after taxes on distributions and sale of Fund shares are calculated assuming that an investor has sufficient capital gains of the same character from other investments to offset any capital losses from the sale of Fund shares. As a result, the Fund's returns after taxes on distributions and sale of Fund shares may exceed the Fund's returns before taxes and/or returns after taxes on distributions.

<b>Defensive Strategy Fund — Class F</b>	<b>1 Year</b>	<b>5 Years</b>	<b>10 Years</b>	<b>Since Inception (11/17/2003)</b>
Return Before Taxes	6.26%	2.22%	2.35%	2.32%
Return After Taxes on Distributions	5.27%	1.53%	1.72%	1.49%
Return After Taxes on Distributions and Sale of Fund Shares	3.74%	1.41%	1.56%	1.49%
Bloomberg Barclays U.S. Aggregate Bond Index Return (reflects no deduction for fees, expenses or taxes)	8.72%	3.05%	3.75%	4.16%
S&P 500 Index Return (reflects no deduction for fees, expenses or taxes)	31.49%	11.70%	13.56%	9.48%
ICE BofA 3-Month U.S. Treasury Bill Index Return (reflects no deduction for fees, expenses or taxes)	2.28%	1.07%	0.58%	1.38%

## Management

### **Investment Adviser and Portfolio Managers.** SEI Investments Management Corporation

<b>Portfolio Manager</b>	<b>Experience with Fund</b>	<b>Title with Adviser</b>
Bryan Hoffman	Since 2016	Portfolio Manager
James Smigiel	Since 2012	Managing Director and Head of Portfolio Strategies Group
Ryan Schneck	Since 2012	Portfolio Manager

For important information about the Purchase and Sale of Fund Shares, Tax Information and Payments to Broker-Dealers and Other Financial Intermediaries, please turn to page 49 of this prospectus.

## CONSERVATIVE STRATEGY FUND

---

### Fund Summary

#### Investment Goal

Manage risk of loss while providing the opportunity for modest capital appreciation.

#### Fees and Expenses

This table describes the fees and expenses that you may pay if you buy and hold Fund shares.

#### ANNUAL FUND OPERATING EXPENSES

(expenses that you pay each year as a percentage of the value of your investment)	Class D Shares
Management Fees	0.10%
Distribution (12b-1) Fees	0.75%
Other Expenses	0.49%
Acquired Fund Fees and Expenses (AFFE)	0.56%
<b>Total Annual Fund Operating Expenses</b>	<b>1.90%<sup>†</sup></b>

<sup>†</sup> Because the Conservative Strategy Fund (Fund) incurred AFFE during the most recent fiscal year, the operating expenses in this fee table will not correlate to the expense ratio in the Fund's financial statements (or the "Financial Highlights" section in the prospectus) because the financial statements include only the direct operating expenses incurred by the Fund, not the indirect costs of investing in underlying funds.

#### EXAMPLE

This Example is intended to help you compare the cost of investing in the Fund with the cost of investing in other mutual funds. The Example assumes that you invest \$10,000 in the Fund for the time periods indicated and then redeem all of your shares at the end of those periods. The Example also assumes that your investment has a 5% return each year and that the Fund's operating expenses remain the same. Although your actual costs may be higher or lower, based on these assumptions your costs would be:

	1 Year	3 Years	5 Years	10 Years
Conservative Strategy Fund — Class D Shares	\$193	\$597	\$1,026	\$2,222

#### PORTFOLIO TURNOVER

The Fund pays transaction costs, such as commissions, when it buys and sells securities (or "turns over" its portfolio). A higher portfolio turnover rate may indicate higher transaction costs and may result in higher taxes when Fund shares are held in a taxable account. These costs, which are not reflected in annual Fund operating expenses or in the Example, affect the Fund's performance. During the most recent fiscal year, the Fund's portfolio turnover rate was 18% of the average value of its portfolio.

## Principal Investment Strategies

Under normal circumstances, the Fund will seek to manage risk of loss while providing the opportunity for modest capital appreciation. Managing the risk of loss does not mean preventing losses, but rather managing the Fund in a manner intended to limit the level of losses that the Fund could incur over any particular period. The Fund predominantly invests in other SEI funds, each of which has its own investment goal (the Underlying SEI Funds). The Underlying SEI Funds invest, in turn, in securities and other instruments of various asset classes. Each of the Underlying SEI Funds is managed by one or more sub-advisers (each, a Sub-Adviser and collectively, the Sub-Advisers) under the supervision of SEI Investments Management Corporation (SIMC or the Adviser), or, in certain circumstances, is managed directly by SIMC.

The Fund's assets may be diversified across Underlying SEI bond and money market funds, equity funds, real estate funds and multi-asset funds. The bond funds may consist of a wide range of investment styles that provide exposure to U.S. and/or foreign fixed income securities of varying credit quality (including junk bonds), maturity and duration. The equity funds may consist of a wide range of investment styles that provide investment exposure to U.S. and/or foreign equity securities of companies of various capitalization ranges. The real estate funds provide exposure to the equity securities of real estate companies. The multi-asset funds consist of funds that seek to achieve their investment goals by selecting investments from among a broad range of asset classes. A multi-asset fund may also adjust its allocation among asset classes over short periods of time, and therefore it may provide the Fund with a dynamic investment component. Although a multi-asset fund could consist of equity securities, bonds or real estate securities, it may also provide exposure to additional asset classes, such as commodities.

The Fund's assets are allocated among a variety of Underlying SEI Funds within the following percentage ranges:

<b>Underlying SEI Fund Type</b>	<b>Investment Range (Percentage of the Fund's Assets)</b>
Investment Grade Bond & Money Market Funds	25-100%
Multi-Asset Investment Funds	0-60%
U.S. Equity Funds	0-40%
Non-Investment Grade Bond Funds	0-35%
Real Estate Funds	0-25%
International Equity Funds	0-20%

The Fund may also directly invest in interests of exchange-traded products (ETPs) (including exchange-traded funds structured as investment companies (ETFs), exchange-traded notes (ETNs) and exchange-traded commodity pools), shares of other investment companies, and derivative instruments, such as currency forward contracts. The Fund may invest in such instruments to implement an investment technique or achieve a specific asset class exposure that could not be efficiently implemented from an allocation to the Underlying SEI Funds alone. For instance, the Fund may invest in such securities to offset or pursue a sector overweight or underweight, to hedge or increase exposure to a specific currency, to gain exposure to additional asset classes, to adjust characteristics of the Fund, such as

interest rate duration or yield curve exposure, or to otherwise enhance or offset exposures incurred by the Fund through its investments in the Underlying SEI Funds.

## Principal Risks

The success of the Fund's investment strategy depends on SIMC's allocation of assets among the Underlying SEI Funds and its selection of other investment companies, ETPs and derivative instruments in which to invest that portion of the Fund's assets not allocated to the Underlying SEI Funds. In managing the Fund, SIMC may be incorrect in assessing market trends or the value or growth capability of particular asset classes or other investments. In addition, the methodology by which SIMC allocates the Fund's assets among the Underlying SEI Funds and other investments may not achieve desired results and may cause the Fund to lose money or underperform other comparable mutual funds.

The Underlying SEI Funds and other investment companies and ETPs in which the Fund invests may apply any of a variety of investment strategies and may invest in a broad range of asset classes, securities and other investments to attempt to achieve their designated investment goals. The principal risks of the Fund as a result of its investments in the Underlying SEI Funds and other investment companies, ETPs or other investments are set forth below.

*Fixed Income Market Risk* — The prices of fixed income securities respond to economic developments, particularly interest rate changes, as well as to perceptions about the creditworthiness of individual issuers, including governments and their agencies. Generally, an Underlying SEI Fund's fixed income securities will decrease in value if interest rates rise and vice versa. In a low interest rate environment, risks associated with rising rates are heightened. Declines in dealer market-making capacity as a result of structural or regulatory changes could decrease liquidity and/or increase volatility in the fixed income markets. In the case of foreign securities, price fluctuations will reflect international economic and political events, as well as changes in currency valuations relative to the U.S. dollar. Markets for fixed income securities may decline significantly in response to adverse issuer, political, regulatory, market, economic or other developments that may cause broad changes in market value, public perceptions concerning these developments, and adverse investor sentiment or publicity. Similarly, environmental and public health risks, such as natural disasters or epidemics, or widespread fear that such events may occur, may impact markets adversely and cause market volatility in both the short- and long-term. In response to these events, the Underlying SEI Fund's and, in turn, the Fund's value may fluctuate and/or the Underlying SEI Fund and the Fund may experience increased redemptions from shareholders, which may impact the Underlying SEI Fund's and the Fund's liquidity or force the Underlying SEI Fund and the Fund to sell securities into a declining or illiquid market.

*Equity Market Risk* — The risk that the market value of a security may move up and down, sometimes rapidly and unpredictably. Market risk may affect a single issuer, an industry, a sector or the equity or bond market as a whole. Equity markets may decline significantly in response to adverse issuer, political, regulatory, market, economic or other developments that may cause broad changes in market value, public perceptions concerning these developments, and adverse investor sentiment or publicity. Similarly, environmental and public health risks, such as natural disasters or epidemics, or widespread fear that such events may occur, may impact markets adversely and cause market volatility in both the short- and long-term.

*Investment Company Risk* — When the Fund or an Underlying SEI Fund invests in an investment company, in addition to directly bearing the expenses associated with its own operations, it will bear a

pro rata portion of the investment company's expenses. In addition, while the risks of owning shares of an investment company generally reflect the risks of owning the underlying investments of the investment company, the Fund may be subject to additional or different risks than if the Fund or an Underlying SEI Fund had invested directly in the underlying investments.

*Asset Allocation Risk* — The risk that SIMC's decisions regarding asset classes and Underlying SEI Funds will not anticipate market trends successfully.

*U.S. Government Securities Risk* — Although U.S. Government securities are considered to be among the safest investments, they are still subject to the credit risk of the U.S. Government and are not guaranteed against price movements due to changing interest rates. Obligations issued by some U.S. Government agencies are backed by the U.S. Treasury, while others are backed solely by the ability of the agency to borrow from the U.S. Treasury or by the agency's own resources. No assurance can be given that the U.S. Government will provide financial support to its agencies and instrumentalities if it is not obligated by law to do so.

*Interest Rate Risk* — The risk that a rise in interest rates will cause a fall in the value of fixed income securities, including U.S. Government securities, in which the Underlying SEI Funds invest. A low interest rate environment may present greater interest rate risk because there may be a greater likelihood of rates increasing and rates may increase more rapidly.

*Commodity Investments Risk* — Certain Underlying SEI Funds may invest a portion of their assets in a wholly owned subsidiary that is not registered under the Investment Company Act of 1940, as amended, and invests directly in commodities and commodity-related instruments. Other Underlying SEI Funds may have indirect exposure to commodities by investing in commodity-related instruments. Commodity investments and derivatives may be more volatile and less liquid than direct investments in the underlying commodities themselves. Commodity-related equity returns can also be affected by the issuer's financial structure or the performance of unrelated businesses. The value of a commodity investment or a derivative investment in commodities is typically based upon the price movements of a physical commodity, a commodity futures contract or commodity index or some other readily measurable economic variable that is dependent upon changes in the value of commodities or the commodities markets. The value of these securities will rise or fall in response to changes in the underlying commodity or related benchmark or investment, changes in interest rates, or factors affecting a particular industry or commodity, such as natural disasters, weather and U.S. and international economic, political and regulatory developments.

*Derivatives Risk* — The use of futures contracts, forward contracts, options and swaps is subject to market risk, leverage risk, correlation risk and liquidity risk. Many over-the-counter (OTC) derivative instruments will not have liquidity beyond the counterparty to the instrument. Market risk is the risk that the market value of an investment may move up and down, sometimes rapidly and unpredictably. Leverage risk is the risk that a small percentage of assets invested in a derivative can have a disproportionately larger impact on the Fund's or an Underlying SEI Fund's performance. Correlation risk is the risk that changes in the value of a derivative instrument may not correlate perfectly with changes in the value of the derivative instrument's underlying asset, rate or index. Liquidity risk is the risk that the derivative may be difficult or impossible to sell at the time and the price that the Fund or an Underlying SEI Fund would like, which may cause the Fund or the Underlying SEI Fund to have to lower the selling price, sell other securities instead or forego an investment opportunity, any of which could have a negative effect on the Fund's or the Underlying SEI Fund's management or performance. The use of

swaps and forward contracts and options is also subject to credit risk and valuation risk. Credit risk is the risk that the issuer of a security or counterparty to a derivatives contract will default or otherwise become unable to honor its financial obligation to the Fund or the Underlying SEI Fund under the contract. Valuation risk is the risk that the derivative may be difficult to value and/or valued incorrectly. Each of the above risks could cause the Fund or an Underlying SEI Fund to lose more than the principal amount invested in a derivative instrument. Some derivatives have the potential for unlimited loss, regardless of the size of the Fund's or an Underlying SEI Fund's initial investment. The other parties to certain derivative contracts present the same types of credit risk as issuers of fixed income securities. The Fund's or an Underlying SEI Fund's use of derivatives may also increase the amount of taxes payable by some shareholders. Both U.S. and non-U.S. regulators are in the process of adopting and implementing regulations governing derivatives markets, the ultimate impact of which remains unclear.

*Short Sales Risk* — A short sale involves the sale of a security that an Underlying SEI Fund does not own in the expectation of purchasing the same security (or a security exchangeable therefore) at a later date at a lower price. Short sales entered into by an Underlying SEI Fund expose the Fund to the risk that the Underlying SEI Fund will be required to buy a security sold short (also known as “covering” the short position) at a time when the security has appreciated in value, thus resulting in a loss to the Underlying SEI Fund and, therefore, the Fund, that is potentially unlimited. Reinvesting proceeds received from short selling may create leverage, which can amplify the effects of market volatility on the share price of an Underlying SEI Fund and, therefore, the Fund. Investment in short sales may also cause an Underlying SEI Fund to incur expenses related to borrowing securities. In addition, shorting a future contract may require posting only a margin that may amount to less than the notional exposure of the contract. Such a practice may exacerbate the loss in a case of adverse price action.

*Small and Medium Capitalization Risk* — Small and medium capitalization companies may be more vulnerable to adverse business or economic events than larger, more established companies. In particular, small and medium capitalization companies may have limited product lines, markets and financial resources and may depend upon a relatively small management group. Therefore, small and medium capitalization stocks may be more volatile than those of larger companies. Small and medium capitalization stocks may be traded over-the-counter (OTC). OTC stocks may trade less frequently and in smaller volume than exchange listed stocks and may have more price volatility than that of exchange-listed stocks.

*Large Capitalization Risk* — The risk that larger, more established companies may be unable to respond quickly to new competitive challenges such as changes in technology and consumer tastes. Larger companies also may not be able to attain the high growth rates of successful smaller companies.

*Below Investment Grade Securities (Junk Bonds) Risk* — Fixed income securities rated below investment grade (junk bonds) involve greater risk of default or downgrade and are generally more volatile than investment grade securities because the prospect for repayment of principal and interest of many of these securities is speculative. Because these securities typically offer a higher rate of return to compensate for these risks, they are sometimes referred to as “high yield bonds,” but there is no guarantee that an investment in these securities will result in a high rate of return.

*Real Estate Industry Risk* — Securities of companies principally engaged in the real estate industry may be subject to the risks associated with the direct ownership of real estate. Risks commonly associated with the direct ownership of real estate include fluctuations in the value of underlying properties,

defaults by borrowers or tenants, changes in interest rates and risks related to general or local economic conditions.

*Foreign Investment/Emerging Markets Risk* — The risk that non-U.S. securities may be subject to additional risks due to, among other things, political, social and economic developments abroad, currency movements, and different legal, regulatory and tax environments. These additional risks may be heightened with respect to emerging market countries because political turmoil and rapid changes in economic conditions are more likely to occur in these countries.

*Currency Risk* — As a result of the Fund's and certain Underlying SEI Funds' investments in securities or other investments denominated in, and/or receiving revenues in, foreign currencies, the Fund will be subject to currency risk. Currency risk is the risk that foreign currencies will decline in value relative to the U.S. dollar or, in the case of hedging positions, that the U.S. dollar will decline in value relative to the currency hedged. In either event, the dollar value of an investment in the Fund or an Underlying SEI Fund would be adversely affected. Currency exchange rates may fluctuate in response to, among other things, changes in interest rates, intervention (or failure to intervene) by U.S. or foreign governments, central banks or supranational entities, or by the imposition of currency controls or other political developments in the United States or abroad.

*Exchange-Traded Products (ETPs) Risk* — The risks of owning interests of an ETP, such as an ETF, ETN or exchange-traded commodity pool, generally reflect the same risks as owning the underlying securities or other instruments that the ETP is designed to track. The shares of certain ETPs may trade at a premium or discount to their intrinsic value (*i.e.*, the market value may differ from the net asset value of an ETP's shares). For example, supply and demand for shares of an ETF or market disruptions may cause the market price of the ETF to deviate from the value of the ETF's investments, which may be emphasized in less liquid markets. The value of an ETN may also differ from the valuation of its reference market or instrument due to changes in the issuer's credit rating. By investing in an ETP, the Fund or an Underlying SEI Fund indirectly bears the proportionate share of any fees and expenses of the ETP in addition to the fees and expenses that the Fund and its shareholders directly bear in connection with the Fund's operations. Because certain ETPs may have a significant portion of their assets exposed directly or indirectly to commodities or commodity-linked securities, developments affecting commodities may have a disproportionate impact on such ETPs and may subject the ETPs to greater volatility than investments in traditional securities.

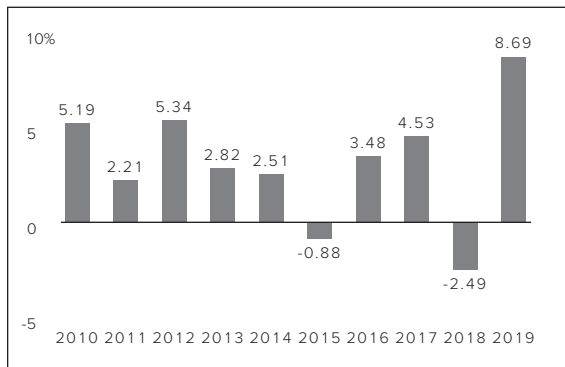
***Investing in the Fund involves risk, and there is no guarantee that the Fund will achieve its investment goal. You could lose money on your investment in the Fund, just as you could with other investments. An investment in the Fund is not a deposit of a bank and is not insured or guaranteed by the Federal Deposit Insurance Corporation or any other government agency.***

## Performance Information

The bar chart and the performance table below provide some indication of the risks of investing in the Fund by showing changes in the Fund's performance from year to year for the past ten calendar years and by showing how the Fund's average annual returns for 1, 5 and 10 years, and since the Fund's inception, compared with those of a broad measure of market performance. The Fund's past



performance (before and after taxes) is not necessarily an indication of how the Fund will perform in the future. For current performance information, please call 1-800-DIAL-SEI.



**Best Quarter:** 3.91% (3/31/19)

**Worst Quarter:** -2.42% (12/31/18)

The Fund's Class D Shares commenced operations on March 25, 2011. For full calendar years through December 31, 2011, the performance of the Fund's Class F Shares, adjusted for the higher total annual fund operating expenses of the Class D Shares, is shown. The Fund's Class F Shares are offered in a separate prospectus. Because Class D Shares are invested in the same portfolio of securities as Class F Shares, returns for Class D Shares would be substantially similar to those of Class F Shares and would differ only to the extent that Class D Shares have higher total annual fund operating expenses than Class F Shares.

The Fund's Class D total return (pre-tax) from January 1, 2020 to June 30, 2020 was -2.17%.

### **Average Annual Total Returns (for the periods ended December 31, 2019)**

This table compares the Fund's average annual total returns to those of a broad-based index and two additional indexes: the Standard & Poor's 500 Composite Stock Price Index (S&P 500 Index) and the ICE BofA 3-Month U.S. Treasury Bill Index. The foregoing indexes, when considered together, may provide investors with a useful comparison of the Fund's overall performance.

After-tax returns are calculated using the historical highest individual federal marginal income tax rates and do not reflect the impact of state and local taxes. Your actual after-tax returns will depend on your tax situation and may differ from those shown. After-tax returns shown are not relevant to investors who hold their Fund shares through tax-deferred arrangements, such as 401(k) plans or individual retirement accounts. In the event of negative performance, the Fund's returns after taxes on distributions and sale of Fund shares are calculated assuming that an investor has sufficient capital gains of the same character from other investments to offset any capital losses from the sale of Fund shares. As a result, the Fund's returns after taxes on distributions and sale of Fund shares may exceed the Fund's returns before taxes and/or returns after taxes on distributions.

<b>Conservative Strategy Fund*</b>	<b>1 Year</b>	<b>5 Years</b>	<b>10 Years</b>	<b>Since Inception (11/17/2003)</b>
Return Before Taxes	8.69%	2.59%	3.10%	2.37%
Return After Taxes on Distributions	7.73%	1.98%	2.50%	1.51%
Return After Taxes on Distributions and Sale of Fund Shares	5.26%	1.75%	2.18%	1.51%
Bloomberg Barclays U.S. Aggregate Bond Index Return (reflects no deduction for fees, expenses or taxes)	8.72%	3.05%	3.75%	4.16%
S&P 500 Index Return (reflects no deduction for fees, expenses or taxes)	31.49%	11.70%	13.56%	9.48%
ICE BofA 3-Month U.S. Treasury Bill Index Return (reflects no deduction for fees, expenses or taxes)	2.28%	1.07%	0.58%	1.38%

\* The Fund's Class D Shares commenced operations on March 25, 2011. For periods prior to March 25, 2011, the performance of the Fund's Class F Shares has been used. Returns for Class D Shares would have been substantially similar to those of Class F Shares and would have differed only to the extent that Class D Shares have higher total annual fund operating expenses than Class F Shares.

## Management

### Investment Adviser and Portfolio Managers. SEI Investments Management Corporation

<b>Portfolio Manager</b>	<b>Experience with Fund</b>	<b>Title with Adviser</b>
Bryan Hoffman	Since 2016	Portfolio Manager
James Smigiel	Since 2012	Managing Director and Head of Portfolio Strategies Group
Ryan Schneck	Since 2012	Portfolio Manager

For important information about the Purchase and Sale of Fund Shares, Tax Information and Payments to Broker-Dealers and Other Financial Intermediaries, please turn to page 49 of this prospectus.

## MODERATE STRATEGY FUND

---

### Fund Summary

#### Investment Goal

Capital appreciation, while managing the risk of loss.

#### Fees and Expenses

This table describes the fees and expenses that you may pay if you buy and hold Fund shares.

#### ANNUAL FUND OPERATING EXPENSES

(expenses that you pay each year as a percentage of the value of your investment)	Class D Shares
Management Fees	0.10%
Distribution (12b-1) Fees	0.75%
Other Expenses	0.49%
Acquired Fund Fees and Expenses (AFFE)	0.68%
<b>Total Annual Fund Operating Expenses</b>	<b>2.02%<sup>†</sup></b>

<sup>†</sup> Because the Moderate Strategy Fund (Fund) incurred AFFE during the most recent fiscal year, the operating expenses in this fee table will not correlate to the expense ratio in the Fund's financial statements (or the "Financial Highlights" section in the prospectus) because the financial statements include only the direct operating expenses incurred by the Fund, not the indirect costs of investing in underlying funds.

#### EXAMPLE

This Example is intended to help you compare the cost of investing in the Fund with the cost of investing in other mutual funds. The Example assumes that you invest \$10,000 in the Fund for the time periods indicated and then redeem all of your shares at the end of those periods. The Example also assumes that your investment has a 5% return each year and that the Fund's operating expenses remain the same. Although your actual costs may be higher or lower, based on these assumptions your costs would be:

	1 Year	3 Years	5 Years	10 Years
Moderate Strategy Fund — Class D Shares	\$205	\$634	\$1,088	\$2,348

#### PORTFOLIO TURNOVER

The Fund pays transaction costs, such as commissions, when it buys and sells securities (or "turns over" its portfolio). A higher portfolio turnover rate may indicate higher transaction costs and may result in higher taxes when Fund shares are held in a taxable account. These costs, which are not reflected in annual Fund operating expenses or in the Example, affect the Fund's performance. During the most recent fiscal year, the Fund's portfolio turnover rate was 27% of the average value of its portfolio.

## Principal Investment Strategies

Under normal circumstances, the Fund will seek capital appreciation, while managing the risk of loss. Managing the risk of loss does not mean preventing losses, but rather managing the Fund in a manner intended to limit the level of losses that the Fund could incur over any particular period. The Fund predominantly invests in other SEI funds, each of which has its own investment goal (the Underlying SEI Funds). The Underlying SEI Funds invest, in turn, in securities and other instruments of various asset classes. Each of the Underlying SEI Funds is managed by one or more sub-advisers (each, a Sub-Adviser and collectively, the Sub-Advisers) under the supervision of SEI Investments Management Corporation (SIMC or the Adviser), or, in certain circumstances, is managed directly by SIMC.

The Fund's assets may be diversified across Underlying SEI bond and money market funds, equity funds, real estate funds and multi-asset funds. The bond funds may consist of a wide range of investment styles that provide exposure to U.S. and/or foreign fixed income securities of varying credit quality (including junk bonds), maturity and duration. The equity funds may consist of a wide range of investment styles that provide investment exposure to U.S. and/or foreign equity securities of companies of various capitalization ranges. The real estate funds provide exposure to the equity securities of real estate companies. The multi-asset funds consist of funds that seek to achieve their investment goals by selecting investments from among a broad range of asset classes. A multi-asset fund may also adjust its allocation among asset classes over short periods of time, and therefore it may provide the Fund with a dynamic investment component. Although a multi-asset fund could consist of equity securities, bonds or real estate securities, it may also provide exposure to additional asset classes, such as commodities.

The Fund's assets are allocated among a variety of Underlying SEI Funds within the following percentage ranges:

<b>Underlying SEI Fund Type</b>	<b>Investment Range (Percentage of the Fund's Assets)</b>
Investment Grade Bond & Money Market Funds	5-100%
Multi-Asset Investment Funds	0-60%
U.S. Equity Funds	0-50%
Non-Investment Grade Bond Funds	0-35%
International Equity Funds	0-25%
Real Estate Funds	0-25%

The Fund may also directly invest in interests of exchange-traded products (ETPs) (including exchange-traded funds structured as investment companies (ETFs), exchange-traded notes (ETNs) and exchange-traded commodity pools), shares of other investment companies, and derivative instruments, such as currency forward contracts. The Fund may invest in such instruments to implement an investment technique or achieve a specific asset class exposure that could not be efficiently implemented from an allocation to the Underlying SEI Funds alone. For instance, the Fund may invest in such securities to offset or pursue a sector overweight or underweight, to hedge or increase exposure to a specific currency, to gain exposure to additional asset classes, to adjust characteristics of the Fund, such as

interest rate duration or yield curve exposure, or to otherwise enhance or offset exposures incurred by the Fund through its investments in the Underlying SEI Funds.

## Principal Risks

The success of the Fund's investment strategy depends on SIMC's allocation of assets among the Underlying SEI Funds and its selection of other investment companies, ETPs and derivative instruments in which to invest that portion of the Fund's assets not allocated to the Underlying SEI Funds. In managing the Fund, SIMC may be incorrect in assessing market trends or the value or growth capability of particular asset classes or other investments. In addition, the methodology by which SIMC allocates the Fund's assets among the Underlying SEI Funds and other investments may not achieve desired results and may cause the Fund to lose money or underperform other comparable mutual funds.

The Underlying SEI Funds and other investment companies and ETPs in which the Fund invests may apply any of a variety of investment strategies and may invest in a broad range of asset classes, securities and other investments to attempt to achieve their designated investment goals. The principal risks of the Fund as a result of its investments in the Underlying SEI Funds and other investment companies, ETPs or other investments are set forth below.

*Fixed Income Market Risk* — The prices of fixed income securities respond to economic developments, particularly interest rate changes, as well as to perceptions about the creditworthiness of individual issuers, including governments and their agencies. Generally, an Underlying SEI Fund's fixed income securities will decrease in value if interest rates rise and vice versa. In a low interest rate environment, risks associated with rising rates are heightened. Declines in dealer market-making capacity as a result of structural or regulatory changes could decrease liquidity and/or increase volatility in the fixed income markets. In the case of foreign securities, price fluctuations will reflect international economic and political events, as well as changes in currency valuations relative to the U.S. dollar. Markets for fixed income securities may decline significantly in response to adverse issuer, political, regulatory, market, economic or other developments that may cause broad changes in market value, public perceptions concerning these developments, and adverse investor sentiment or publicity. Similarly, environmental and public health risks, such as natural disasters or epidemics, or widespread fear that such events may occur, may impact markets adversely and cause market volatility in both the short- and long-term. In response to these events, the Underlying SEI Fund's and, in turn, the Fund's value may fluctuate and/or the Underlying SEI Fund and the Fund may experience increased redemptions from shareholders, which may impact the Underlying SEI Fund's and the Fund's liquidity or force the Underlying SEI Fund and the Fund to sell securities into a declining or illiquid market.

*Equity Market Risk* — The risk that the market value of a security may move up and down, sometimes rapidly and unpredictably. Market risk may affect a single issuer, an industry, a sector or the equity or bond market as a whole. Equity markets may decline significantly in response to adverse issuer, political, regulatory, market, economic or other developments that may cause broad changes in market value, public perceptions concerning these developments, and adverse investor sentiment or publicity. Similarly, environmental and public health risks, such as natural disasters or epidemics, or widespread fear that such events may occur, may impact markets adversely and cause market volatility in both the short- and long-term.

*Investment Company Risk* — When the Fund or an Underlying SEI Fund invests in an investment company, in addition to directly bearing the expenses associated with its own operations, it will bear a

pro rata portion of the investment company's expenses. In addition, while the risks of owning shares of an investment company generally reflect the risks of owning the underlying investments of the investment company, the Fund may be subject to additional or different risks than if the Fund or an Underlying SEI Fund had invested directly in the underlying investments.

*Asset Allocation Risk* — The risk that SIMC's decisions regarding asset classes and Underlying SEI Funds will not anticipate market trends successfully.

*U.S. Government Securities Risk* — Although U.S. Government securities are considered to be among the safest investments, they are still subject to the credit risk of the U.S. Government and are not guaranteed against price movements due to changing interest rates. Obligations issued by some U.S. Government agencies are backed by the U.S. Treasury, while others are backed solely by the ability of the agency to borrow from the U.S. Treasury or by the agency's own resources. No assurance can be given that the U.S. Government will provide financial support to its agencies and instrumentalities if it is not obligated by law to do so.

*Interest Rate Risk* — The risk that a rise in interest rates will cause a fall in the value of fixed income securities, including U.S. Government securities, in which the Underlying SEI Funds invest. A low interest rate environment may present greater interest rate risk because there may be a greater likelihood of rates increasing and rates may increase more rapidly.

*Commodity Investments Risk* — Certain Underlying SEI Funds may invest a portion of their assets in a wholly owned subsidiary that is not registered under the Investment Company Act of 1940, as amended, and invests directly in commodities and commodity-related instruments. Other Underlying SEI Funds may have indirect exposure to commodities by investing in commodity-related instruments. Commodity investments and derivatives may be more volatile and less liquid than direct investments in the underlying commodities themselves. Commodity-related equity returns can also be affected by the issuer's financial structure or the performance of unrelated businesses. The value of a commodity investment or a derivative investment in commodities is typically based upon the price movements of a physical commodity, a commodity futures contract or commodity index or some other readily measurable economic variable that is dependent upon changes in the value of commodities or the commodities markets. The value of these securities will rise or fall in response to changes in the underlying commodity or related benchmark or investment, changes in interest rates, or factors affecting a particular industry or commodity, such as natural disasters, weather and U.S. and international economic, political and regulatory developments.

*Derivatives Risk* — The use of futures contracts, forward contracts, options and swaps is subject to market risk, leverage risk, correlation risk and liquidity risk. Many over-the-counter (OTC) derivative instruments will not have liquidity beyond the counterparty to the instrument. Market risk is the risk that the market value of an investment may move up and down, sometimes rapidly and unpredictably. Leverage risk is the risk that a small percentage of assets invested in a derivative can have a disproportionately larger impact on the Fund's or an Underlying SEI Fund's performance. Correlation risk is the risk that changes in the value of a derivative instrument may not correlate perfectly with changes in the value of the derivative instrument's underlying asset, rate or index. Liquidity risk is the risk that the derivative may be difficult or impossible to sell at the time and the price that the Fund or an Underlying SEI Fund would like, which may cause the Fund or the Underlying SEI Fund to have to lower the selling price, sell other securities instead or forego an investment opportunity, any of which could have a negative effect on the Fund's or the Underlying SEI Fund's management or performance. The use of

swaps and forward contracts and options is also subject to credit risk and valuation risk. Credit risk is the risk that the issuer of a security or counterparty to a derivatives contract will default or otherwise become unable to honor its financial obligation to the Fund or the Underlying SEI Fund under the contract. Valuation risk is the risk that the derivative may be difficult to value and/or valued incorrectly. Each of the above risks could cause the Fund or an Underlying SEI Fund to lose more than the principal amount invested in a derivative instrument. Some derivatives have the potential for unlimited loss, regardless of the size of the Fund's or an Underlying SEI Fund's initial investment. The other parties to certain derivative contracts present the same types of credit risk as issuers of fixed income securities. The Fund's or an Underlying SEI Fund's use of derivatives may also increase the amount of taxes payable by some shareholders. Both U.S. and non-U.S. regulators are in the process of adopting and implementing regulations governing derivatives markets, the ultimate impact of which remains unclear.

*Short Sales Risk* — A short sale involves the sale of a security that an Underlying SEI Fund does not own in the expectation of purchasing the same security (or a security exchangeable therefore) at a later date at a lower price. Short sales entered into by an Underlying SEI Fund expose the Fund to the risk that the Underlying SEI Fund will be required to buy a security sold short (also known as “covering” the short position) at a time when the security has appreciated in value, thus resulting in a loss to the Underlying SEI Fund and, therefore, the Fund, that is potentially unlimited. Reinvesting proceeds received from short selling may create leverage, which can amplify the effects of market volatility on the share price of an Underlying SEI Fund and, therefore, the Fund. Investment in short sales may also cause an Underlying SEI Fund to incur expenses related to borrowing securities. In addition, shorting a future contract may require posting only a margin that may amount to less than the notional exposure of the contract. Such a practice may exacerbate the loss in a case of adverse price action.

*Small and Medium Capitalization Risk* — Small and medium capitalization companies may be more vulnerable to adverse business or economic events than larger, more established companies. In particular, small and medium capitalization companies may have limited product lines, markets and financial resources and may depend upon a relatively small management group. Therefore, small and medium capitalization stocks may be more volatile than those of larger companies. Small and medium capitalization stocks may be traded over-the-counter (OTC). OTC stocks may trade less frequently and in smaller volume than exchange listed stocks and may have more price volatility than that of exchange-listed stocks.

*Large Capitalization Risk* — The risk that larger, more established companies may be unable to respond quickly to new competitive challenges such as changes in technology and consumer tastes. Larger companies also may not be able to attain the high growth rates of successful smaller companies.

*Below Investment Grade Securities (Junk Bonds) Risk* — Fixed income securities rated below investment grade (junk bonds) involve greater risk of default or downgrade and are generally more volatile than investment grade securities because the prospect for repayment of principal and interest of many of these securities is speculative. Because these securities typically offer a higher rate of return to compensate for these risks, they are sometimes referred to as “high yield bonds,” but there is no guarantee that an investment in these securities will result in a high rate of return.

*Foreign Investment/Emerging Markets Risk* — The risk that non-U.S. securities may be subject to additional risks due to, among other things, political, social and economic developments abroad, currency movements, and different legal, regulatory and tax environments. These additional risks may

be heightened with respect to emerging market countries because political turmoil and rapid changes in economic conditions are more likely to occur in these countries.

*Currency Risk* — As a result of the Fund's and certain Underlying SEI Funds' investments in securities or other investments denominated in, and/or receiving revenues in, foreign currencies, the Fund will be subject to currency risk. Currency risk is the risk that foreign currencies will decline in value relative to the U.S. dollar or, in the case of hedging positions, that the U.S. dollar will decline in value relative to the currency hedged. In either event, the dollar value of an investment in the Fund or an Underlying SEI Fund would be adversely affected. Currency exchange rates may fluctuate in response to, among other things, changes in interest rates, intervention (or failure to intervene) by U.S. or foreign governments, central banks or supranational entities, or by the imposition of currency controls or other political developments in the United States or abroad.

*Real Estate Industry Risk* — Securities of companies principally engaged in the real estate industry may be subject to the risks associated with the direct ownership of real estate. Risks commonly associated with the direct ownership of real estate include fluctuations in the value of underlying properties, defaults by borrowers or tenants, changes in interest rates and risks related to general or local economic conditions.

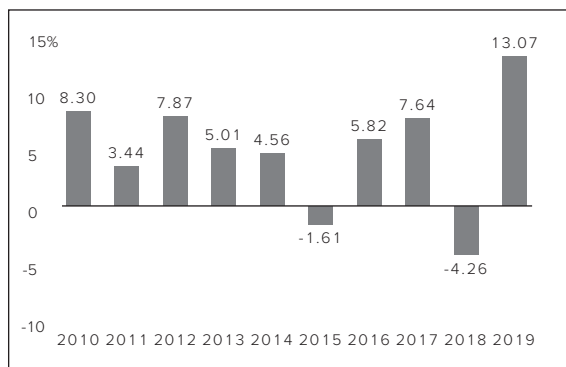
*Exchange-Traded Products (ETPs) Risk* — The risks of owning interests of an ETP, such as an ETF, ETN or exchange-traded commodity pool, generally reflect the same risks as owning the underlying securities or other instruments that the ETP is designed to track. The shares of certain ETPs may trade at a premium or discount to their intrinsic value (*i.e.*, the market value may differ from the net asset value of an ETP's shares). For example, supply and demand for shares of an ETF or market disruptions may cause the market price of the ETF to deviate from the value of the ETF's investments, which may be emphasized in less liquid markets. The value of an ETN may also differ from the valuation of its reference market or instrument due to changes in the issuer's credit rating. By investing in an ETP, the Fund or an Underlying SEI Fund indirectly bears the proportionate share of any fees and expenses of the ETP in addition to the fees and expenses that the Fund and its shareholders directly bear in connection with the Fund's operations. Because certain ETPs may have a significant portion of their assets exposed directly or indirectly to commodities or commodity-linked securities, developments affecting commodities may have a disproportionate impact on such ETPs and may subject the ETPs to greater volatility than investments in traditional securities.

***Investing in the Fund involves risk, and there is no guarantee that the Fund will achieve its investment goal. You could lose money on your investment in the Fund, just as you could with other investments. An investment in the Fund is not a deposit of a bank and is not insured or guaranteed by the Federal Deposit Insurance Corporation or any other government agency.***

## Performance Information

The bar chart and the performance table below provide some indication of the risks of investing in the Fund by showing changes in the Fund's performance from year to year for the past ten calendar years and by showing how the Fund's average annual returns for 1, 5 and 10 years, and since the Fund's inception, compared with those of a broad measure of market performance. The Fund's past performance (before and after taxes) is not necessarily an indication of how the Fund will perform in the future. For current performance information, please call 1-800-DIAL-SEI.





**Best Quarter:** 5.94% (3/31/19)

**Worst Quarter:** -4.12% (12/31/18)

The Fund's Class D Shares commenced operations on March 25, 2011. For full calendar years through December 31, 2011, the performance of the Fund's Class F Shares, adjusted for the higher total annual fund operating expenses of the Class D Shares, is shown. The Fund's Class F Shares are offered in a separate prospectus. Because Class D Shares are invested in the same portfolio of securities as Class F Shares, returns for Class D Shares would be substantially similar to those of Class F Shares and would differ only to the extent that Class D Shares have higher total annual fund operating expenses than Class F Shares.

The Fund's Class D total return (pre-tax) from January 1, 2020 to June 30, 2020 was -3.95%.

### Average Annual Total Returns (for the periods ended December 31, 2019)

This table compares the Fund's average annual total returns to those of a broad-based index and three additional indexes: the Standard & Poor's 500 Composite Stock Price Index (S&P 500 Index), the Morgan Stanley Capital International (MSCI) Europe, Australasia and the Far East (EAFE) Index and the ICE BofA 3-Month U.S. Treasury Bill Index. The foregoing indexes, when considered together, may provide investors with a useful comparison of the Fund's overall performance.

After-tax returns are calculated using the historical highest individual federal marginal income tax rates and do not reflect the impact of state and local taxes. Your actual after-tax returns will depend on your tax situation and may differ from those shown. After-tax returns shown are not relevant to investors who hold their Fund shares through tax-deferred arrangements, such as 401(k) plans or individual retirement accounts. In the event of negative performance, the Fund's returns after taxes on distributions and sale of Fund shares are calculated assuming that an investor has sufficient capital gains of the same character from other investments to offset any capital losses from the sale of Fund shares. As a result, the Fund's returns after taxes on distributions and sale of Fund shares may exceed the Fund's returns before taxes and/or returns after taxes on distributions.

Moderate Strategy Fund*	1 Year	5 Years	10 Years	Since Inception (11/17/2003)
Return Before Taxes	13.07%	3.94%	4.87%	3.80%
Return After Taxes on Distributions	12.02%	3.18%	4.08%	2.79%
Return After Taxes on Distributions and Sale of Fund Shares	7.85%	2.73%	3.52%	2.59%
Bloomberg Barclays U.S. Aggregate Bond Index Return (reflects no deduction for fees, expenses or taxes)	8.72%	3.05%	3.75%	4.16%
S&P 500 Index Return (reflects no deduction for fees, expenses or taxes)	31.49%	11.70%	13.56%	9.48%

<b>Moderate Strategy Fund*</b>	<b>1 Year</b>	<b>5 Years</b>	<b>10 Years</b>	<b>Since Inception (11/17/2003)</b>
MSCI EAFE Index Return (reflects no deduction for fees or expenses)	22.01%	5.67%	5.50%	6.36%
ICE BofA 3-Month U.S. Treasury Bill Index Return (reflects no deduction for fees, expenses or taxes)	2.28%	1.07%	0.58%	1.38%

\* The Fund's Class D Shares commenced operations on March 25, 2011. For periods prior to March 25, 2011, the performance of the Fund's Class F Shares has been used. Returns for Class D Shares would have been substantially similar to those of Class F Shares and would have differed only to the extent that Class D Shares have higher total annual fund operating expenses than Class F Shares.

## Management

### **Investment Adviser and Portfolio Managers.** SEI Investments Management Corporation

<b>Portfolio Manager</b>	<b>Experience with Fund</b>	<b>Title with Adviser</b>
Bryan Hoffman	Since 2016	Portfolio Manager
James Smigiel	Since 2012	Managing Director and Head of Portfolio Strategies Group
Ryan Schneck	Since 2012	Portfolio Manager

For important information about the Purchase and Sale of Fund Shares, Tax Information and Payments to Broker-Dealers and Other Financial Intermediaries, please turn to page 49 of this prospectus.

## AGGRESSIVE STRATEGY FUND

---

### Fund Summary

#### Investment Goal

Long-term capital appreciation.

#### Fees and Expenses

This table describes the fees and expenses that you may pay if you buy and hold Fund shares.

#### ANNUAL FUND OPERATING EXPENSES

(expenses that you pay each year as a percentage of the value of your investment)	Class D Shares
Management Fees	0.10%
Distribution (12b-1) Fees	0.75%
Other Expenses	0.49%
Acquired Fund Fees and Expenses (AFFE)	0.82%
<b>Total Annual Fund Operating Expenses</b>	<b>2.16%<sup>†</sup></b>

<sup>†</sup> Because the Aggressive Strategy Fund (Fund) incurred AFFE during the most recent fiscal year, the operating expenses in this fee table will not correlate to the expense ratio in the Fund's financial statements (or the "Financial Highlights" section in the prospectus) because the financial statements include only the direct operating expenses incurred by the Fund, not the indirect costs of investing in underlying funds.

#### EXAMPLE

This Example is intended to help you compare the cost of investing in the Fund with the cost of investing in other mutual funds. The Example assumes that you invest \$10,000 in the Fund for the time periods indicated and then redeem all of your shares at the end of those periods. The Example also assumes that your investment has a 5% return each year and that the Fund's operating expenses remain the same. Although your actual costs may be higher or lower, based on these assumptions your costs would be:

	1 Year	3 Years	5 Years	10 Years
Aggressive Strategy Fund — Class D Shares	\$219	\$676	\$1,159	\$2,493

#### PORTFOLIO TURNOVER

The Fund pays transaction costs, such as commissions, when it buys and sells securities (or "turns over" its portfolio). A higher portfolio turnover rate may indicate higher transaction costs and may result in higher taxes when Fund shares are held in a taxable account. These costs, which are not reflected in annual Fund operating expenses or in the Example, affect the Fund's performance. During the most recent fiscal year, the Fund's portfolio turnover rate was 21% of the average value of its portfolio.

## Principal Investment Strategies

Under normal circumstances, the Fund will seek to generate long-term capital appreciation. The Fund predominantly invests in other SEI funds, each of which has its own investment goal (the Underlying SEI Funds). The Underlying SEI Funds invest, in turn, in securities and other instruments of various asset classes. Each of the Underlying SEI Funds is managed by one or more sub-advisers (each, a Sub-Adviser and collectively, the Sub-Advisers) under the supervision of SEI Investments Management Corporation (SIMC or the Adviser), or, in certain circumstances, is managed directly by SIMC.

The Fund's assets may be diversified across Underlying SEI equity funds, bond and money market funds, real estate funds and multi-asset funds. The equity funds may consist of a wide range of investment styles that provide investment exposure to U.S. and/or foreign equity securities of companies of various capitalization ranges. The bond funds may consist of a wide range of investment styles that provide exposure to U.S. and/or foreign fixed income securities of varying credit quality (including junk bonds), maturity and duration. The real estate funds provide exposure to the equity securities of real estate companies. The multi-asset funds consist of funds that seek to achieve their investment goals by selecting investments from among a broad range of asset classes. A multi-asset fund may also adjust its allocation among asset classes over short periods of time, and therefore it may provide the Fund with a dynamic investment component. Although a multi-asset fund could consist of equity securities, bonds or real estate securities, it may also provide exposure to additional asset classes, such as commodities.

The Fund's assets are allocated among a variety of Underlying SEI Funds within the following percentage ranges:

<b>Underlying SEI Fund Type</b>	<b>Investment Range (Percentage of the Fund's Assets)</b>
U.S. Equity Funds	30-100%
Multi-Asset Investment Funds	0-60%
International Equity Funds	0-40%
Non-Investment Grade Bond Funds	0-40%
Investment Grade Bond & Money Market Funds	0-25%
Real Estate Funds	0-20%

## Principal Risks

The success of the Fund's investment strategy depends on SIMC's allocation of assets among the Underlying SEI Funds and its selection of other investment companies, ETPs and derivative instruments in which to invest that portion of the Fund's assets not allocated to the Underlying SEI Funds. In managing the Fund, SIMC may be incorrect in assessing market trends or the value or growth capability of particular asset classes or other investments. In addition, the methodology by which SIMC allocates the Fund's assets among the Underlying SEI Funds and other investments may not achieve desired results and may cause the Fund to lose money or underperform other comparable mutual funds.

The Underlying SEI Funds and other investment companies and ETPs in which the Fund invests may apply any of a variety of investment strategies and may invest in a broad range of asset classes,

securities and other investments to attempt to achieve their designated investment goals. The principal risks of the Fund as a result of its investments in the Underlying SEI Funds and other investment companies, ETPs or other investments are set forth below.

*Equity Market Risk* — The risk that the market value of a security may move up and down, sometimes rapidly and unpredictably. Market risk may affect a single issuer, an industry, a sector or the equity or bond market as a whole. Equity markets may decline significantly in response to adverse issuer, political, regulatory, market, economic or other developments that may cause broad changes in market value, public perceptions concerning these developments, and adverse investor sentiment or publicity. Similarly, environmental and public health risks, such as natural disasters or epidemics, or widespread fear that such events may occur, may impact markets adversely and cause market volatility in both the short- and long-term.

*Fixed Income Market Risk* — The prices of fixed income securities respond to economic developments, particularly interest rate changes, as well as to perceptions about the creditworthiness of individual issuers, including governments and their agencies. Generally, an Underlying SEI Fund's fixed income securities will decrease in value if interest rates rise and vice versa. In a low interest rate environment, risks associated with rising rates are heightened. Declines in dealer market-making capacity as a result of structural or regulatory changes could decrease liquidity and/or increase volatility in the fixed income markets. In the case of foreign securities, price fluctuations will reflect international economic and political events, as well as changes in currency valuations relative to the U.S. dollar. Markets for fixed income securities may decline significantly in response to adverse issuer, political, regulatory, market, economic or other developments that may cause broad changes in market value, public perceptions concerning these developments, and adverse investor sentiment or publicity. Similarly, environmental and public health risks, such as natural disasters or epidemics, or widespread fear that such events may occur, may impact markets adversely and cause market volatility in both the short- and long-term. In response to these events, the Underlying SEI Fund's and, in turn, the Fund's value may fluctuate and/or the Underlying SEI Fund and the Fund may experience increased redemptions from shareholders, which may impact the Underlying SEI Fund's and the Fund's liquidity or force the Underlying SEI Fund and the Fund to sell securities into a declining or illiquid market.

*Investment Company Risk* — When the Fund or an Underlying SEI Fund invests in an investment company, in addition to directly bearing the expenses associated with its own operations, it will bear a pro rata portion of the investment company's expenses. In addition, while the risks of owning shares of an investment company generally reflect the risks of owning the underlying investments of the investment company, the Fund may be subject to additional or different risks than if the Fund or an Underlying SEI Fund had invested directly in the underlying investments.

*Asset Allocation Risk* — The risk that SIMC's decisions regarding asset classes and Underlying SEI Funds will not anticipate market trends successfully.

*Small and Medium Capitalization Risk* — Small and medium capitalization companies may be more vulnerable to adverse business or economic events than larger, more established companies. In particular, small and medium capitalization companies may have limited product lines, markets and financial resources and may depend upon a relatively small management group. Therefore, small and medium capitalization stocks may be more volatile than those of larger companies. Small and medium capitalization stocks may be traded over-the-counter (OTC). OTC stocks may trade less frequently and in

smaller volume than exchange listed stocks and may have more price volatility than that of exchange-listed stocks.

*Large Capitalization Risk* — The risk that larger, more established companies may be unable to respond quickly to new competitive challenges such as changes in technology and consumer tastes. Larger companies also may not be able to attain the high growth rates of successful smaller companies.

*Commodity Investments Risk* — Certain Underlying SEI Funds may invest a portion of their assets in a wholly owned subsidiary that is not registered under the Investment Company Act of 1940, as amended, and invests directly in commodities and commodity-related instruments. Other Underlying SEI Funds may have indirect exposure to commodities by investing in commodity-related instruments. Commodity investments and derivatives may be more volatile and less liquid than direct investments in the underlying commodities themselves. Commodity-related equity returns can also be affected by the issuer's financial structure or the performance of unrelated businesses. The value of a commodity investment or a derivative investment in commodities is typically based upon the price movements of a physical commodity, a commodity futures contract or commodity index or some other readily measurable economic variable that is dependent upon changes in the value of commodities or the commodities markets. The value of these securities will rise or fall in response to changes in the underlying commodity or related benchmark or investment, changes in interest rates, or factors affecting a particular industry or commodity, such as natural disasters, weather and U.S. and international economic, political and regulatory developments.

*Derivatives Risk* — The use of futures contracts, forward contracts, options and swaps is subject to market risk, leverage risk, correlation risk and liquidity risk. Many over-the-counter (OTC) derivative instruments will not have liquidity beyond the counterparty to the instrument. Market risk is the risk that the market value of an investment may move up and down, sometimes rapidly and unpredictably. Leverage risk is the risk that a small percentage of assets invested in a derivative can have a disproportionately larger impact on the Fund's or an Underlying SEI Fund's performance. Correlation risk is the risk that changes in the value of a derivative instrument may not correlate perfectly with changes in the value of the derivative instrument's underlying asset, rate or index. Liquidity risk is the risk that the derivative may be difficult or impossible to sell at the time and the price that the Fund or an Underlying SEI Fund would like, which may cause the Fund or the Underlying SEI Fund to have to lower the selling price, sell other securities instead or forego an investment opportunity, any of which could have a negative effect on the Fund's or the Underlying SEI Fund's management or performance. The use of swaps and forward contracts and options is also subject to credit risk and valuation risk. Credit risk is the risk that the issuer of a security or counterparty to a derivatives contract will default or otherwise become unable to honor its financial obligation to the Fund or the Underlying SEI Fund under the contract. Valuation risk is the risk that the derivative may be difficult to value and/or valued incorrectly. Each of the above risks could cause the Fund or an Underlying SEI Fund to lose more than the principal amount invested in a derivative instrument. Some derivatives have the potential for unlimited loss, regardless of the size of the Fund's or an Underlying SEI Fund's initial investment. The other parties to certain derivative contracts present the same types of credit risk as issuers of fixed income securities. The Fund's or an Underlying SEI Fund's use of derivatives may also increase the amount of taxes payable by some shareholders. Both U.S. and non-U.S. regulators are in the process of adopting and implementing regulations governing derivatives markets, the ultimate impact of which remains unclear.

*Short Sales Risk* — A short sale involves the sale of a security that an Underlying SEI Fund does not own in the expectation of purchasing the same security (or a security exchangeable therefore) at a later date at a lower price. Short sales entered into by an Underlying SEI Fund expose the Fund to the risk that the Underlying SEI Fund will be required to buy a security sold short (also known as “covering” the short position) at a time when the security has appreciated in value, thus resulting in a loss to the Underlying SEI Fund and, therefore, the Fund, that is potentially unlimited. Reinvesting proceeds received from short selling may create leverage, which can amplify the effects of market volatility on the share price of an Underlying SEI Fund and, therefore, the Fund. Investment in short sales may also cause an Underlying SEI Fund to incur expenses related to borrowing securities. In addition, shorting a future contract may require posting only a margin that may amount to less than the notional exposure of the contract. Such a practice may exacerbate the loss in a case of adverse price action.

*Foreign Investment/Emerging Markets Risk* — The risk that non-U.S. securities may be subject to additional risks due to, among other things, political, social and economic developments abroad, currency movements, and different legal, regulatory and tax environments. These additional risks may be heightened with respect to emerging market countries because political turmoil and rapid changes in economic conditions are more likely to occur in these countries.

*Currency Risk* — As a result of the Fund’s and certain Underlying SEI Funds’ investments in securities or other investments denominated in, and/or receiving revenues in, foreign currencies, the Fund will be subject to currency risk. Currency risk is the risk that foreign currencies will decline in value relative to the U.S. dollar or, in the case of hedging positions, that the U.S. dollar will decline in value relative to the currency hedged. In either event, the dollar value of an investment in the Fund or an Underlying SEI Fund would be adversely affected. Currency exchange rates may fluctuate in response to, among other things, changes in interest rates, intervention (or failure to intervene) by U.S. or foreign governments, central banks or supranational entities, or by the imposition of currency controls or other political developments in the United States or abroad.

*Below Investment Grade Securities (Junk Bonds) Risk* — Fixed income securities rated below investment grade (junk bonds) involve greater risk of default or downgrade and are generally more volatile than investment grade securities because the prospect for repayment of principal and interest of many of these securities is speculative. Because these securities typically offer a higher rate of return to compensate for these risks, they are sometimes referred to as “high yield bonds,” but there is no guarantee that an investment in these securities will result in a high rate of return.

*U.S. Government Securities Risk* — Although U.S. Government securities are considered to be among the safest investments, they are still subject to the credit risk of the U.S. Government and are not guaranteed against price movements due to changing interest rates. Obligations issued by some U.S. Government agencies are backed by the U.S. Treasury, while others are backed solely by the ability of the agency to borrow from the U.S. Treasury or by the agency’s own resources. No assurance can be given that the U.S. Government will provide financial support to its agencies and instrumentalities if it is not obligated by law to do so.

*Interest Rate Risk* — The risk that a rise in interest rates will cause a fall in the value of fixed income securities, including U.S. Government securities, in which the Underlying SEI Funds invest. A low interest rate environment may present greater interest rate risk because there may be a greater likelihood of rates increasing and rates may increase more rapidly.

*Real Estate Industry Risk* — Securities of companies principally engaged in the real estate industry may be subject to the risks associated with the direct ownership of real estate. Risks commonly associated with the direct ownership of real estate include fluctuations in the value of underlying properties, defaults by borrowers or tenants, changes in interest rates and risks related to general or local economic conditions.

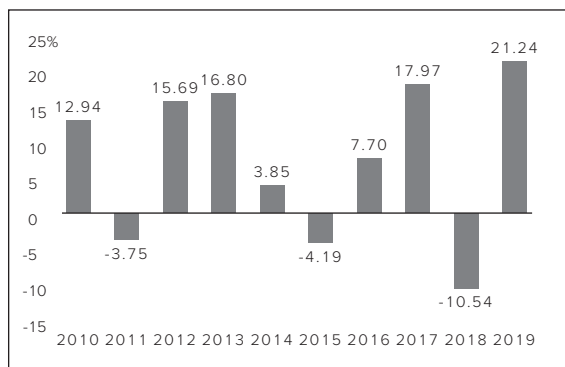
*Exchange-Traded Products (ETPs) Risk* — The risks of owning interests of an ETP, such as an ETF, ETN or exchange-traded commodity pool, generally reflect the same risks as owning the underlying securities or other instruments that the ETP is designed to track. The shares of certain ETPs may trade at a premium or discount to their intrinsic value (*i.e.*, the market value may differ from the net asset value of an ETP's shares). For example, supply and demand for shares of an ETF or market disruptions may cause the market price of the ETF to deviate from the value of the ETF's investments, which may be emphasized in less liquid markets. The value of an ETN may also differ from the valuation of its reference market or instrument due to changes in the issuer's credit rating. By investing in an ETP, the Fund or an Underlying SEI Fund indirectly bears the proportionate share of any fees and expenses of the ETP in addition to the fees and expenses that the Fund and its shareholders directly bear in connection with the Fund's operations. Because certain ETPs may have a significant portion of their assets exposed directly or indirectly to commodities or commodity-linked securities, developments affecting commodities may have a disproportionate impact on such ETPs and may subject the ETPs to greater volatility than investments in traditional securities.

***Investing in the Fund involves risk, and there is no guarantee that the Fund will achieve its investment goal. You could lose money on your investment in the Fund, just as you could with other investments. An investment in the Fund is not a deposit of a bank and is not insured or guaranteed by the Federal Deposit Insurance Corporation or any other government agency.***

## Performance Information

The bar chart and the performance table below provide some indication of the risks of investing in the Fund by showing changes in the Fund's performance from year to year for the past ten calendar years and by showing how the Fund's average annual returns for 1, 5 and 10 years, and since the Fund's inception, compared with those of a broad measure of market performance. The Fund's past performance (before and after taxes) is not necessarily an indication of how the Fund will perform in the future. For current performance information, please call 1-800-DIAL-SEI.





**Best Quarter:** 11.60% (3/31/12)

**Worst Quarter:** -15.26% (09/30/11)

The Fund's Class D Shares commenced operations on March 25, 2011. For full calendar years through December 31, 2011, the performance of the Fund's Class F Shares, adjusted for the higher total annual fund operating expenses of the Class D Shares, is shown. The Fund's Class F Shares are offered in a separate prospectus. Because Class D Shares are invested in the same portfolio of securities as Class F Shares, returns for Class D Shares would be substantially similar to those of Class F Shares and would differ only to the extent that Class D Shares have higher total annual fund operating expenses than Class F Shares.

The Fund's Class D total return (pre-tax) from January 1, 2020 to June 30, 2020 was -7.33%.

### Average Annual Total Returns (for the periods ended December 31, 2019)

This table compares the Fund's average annual total returns to those of a broad-based index and an additional index: the Morgan Stanley Capital International (MSCI) Europe, Australasia and the Far East (EAFE) Index. The foregoing indexes, when considered together, may provide investors with a useful comparison of the Fund's overall performance.

After-tax returns are calculated using the historical highest individual federal marginal income tax rates and do not reflect the impact of state and local taxes. Your actual after-tax returns will depend on your tax situation and may differ from those shown. After-tax returns shown are not relevant to investors who hold their Fund shares through tax-deferred arrangements, such as 401(k) plans or individual retirement accounts. In the event of negative performance, the Fund's returns after taxes on distributions and sale of Fund shares are calculated assuming that an investor has sufficient capital gains of the same character from other investments to offset any capital losses from the sale of Fund shares. As a result, the Fund's returns after taxes on distributions and sale of Fund shares may exceed the Fund's returns before taxes and/or returns after taxes on distributions.

<b>Aggressive Strategy Fund*</b>	<b>1 Year</b>	<b>5 Years</b>	<b>10 Years</b>	<b>Since Inception (11/17/2003)</b>
Return Before Taxes	21.24%	5.71%	7.25%	5.28%
Return After Taxes on Distributions	19.56%	4.96%	6.49%	4.31%
Return After Taxes on Distributions and Sale of Fund Shares	13.28%	4.22%	5.57%	3.90%
S&P 500 Index Return (reflects no deduction for fees, expenses or taxes)	31.49%	11.70%	13.56%	9.48%
MSCI EAFE Index Return (reflects no deduction for fees or expenses)	22.01%	5.67%	5.50%	6.36%

\* The Fund's Class D Shares commenced operations on March 25, 2011. For periods prior to March 25, 2011, the performance of the Fund's Class F Shares has been used. Returns for Class D Shares would have been substantially similar to those of Class F Shares and would have differed only to the extent that Class D Shares have higher total annual fund operating expenses than Class F Shares.

## Management

### **Investment Adviser and Portfolio Managers.** SEI Investments Management Corporation

<b>Portfolio Manager</b>	<b>Experience with Fund</b>	<b>Title with Adviser</b>
Bryan Hoffman	Since 2016	Portfolio Manager
James Smigiel	Since 2012	Managing Director and Head of Portfolio Strategies Group
Ryan Schneck	Since 2012	Portfolio Manager

For important information about the Purchase and Sale of Fund Shares, Tax Information and Payments to Broker-Dealers and Other Financial Intermediaries, please turn to page 49 of this prospectus.

## CORE MARKET STRATEGY FUND

---

### Fund Summary

#### Investment Goal

Capital appreciation while maintaining broad equity and fixed income market participation.

#### Fees and Expenses

This table describes the fees and expenses that you may pay if you buy and hold Fund shares.

#### ANNUAL FUND OPERATING EXPENSES

(expenses that you pay each year as a percentage of the value of your investment)	Class D Shares
Management Fees	0.10%
Distribution (12b-1) Fees	0.75%
Other Expenses	0.49%
Acquired Fund Fees and Expenses (AFFE)	0.76%
<b>Total Annual Fund Operating Expenses</b>	<b>2.10%<sup>†</sup></b>

<sup>†</sup> Because the Core Market Strategy Fund (Fund) incurred AFFE during the most recent fiscal year, the operating expenses in this fee table will not correlate to the expense ratio in the Fund's financial statements (or the "Financial Highlights" section in the prospectus) because the financial statements include only the direct operating expenses incurred by the Fund, not the indirect costs of investing in underlying funds.

#### EXAMPLE

This Example is intended to help you compare the cost of investing in the Fund with the cost of investing in other mutual funds. The Example assumes that you invest \$10,000 in the Fund for the time periods indicated and then redeem all of your shares at the end of those periods. The Example also assumes that your investment has a 5% return each year and that the Fund's operating expenses remain the same. Although your actual costs may be higher or lower, based on these assumptions your costs would be:

	1 Year	3 Years	5 Years	10 Years
Core Market Strategy Fund — Class D Shares	\$213	\$658	\$1,129	\$2,431

#### PORTFOLIO TURNOVER

The Fund pays transaction costs, such as commissions, when it buys and sells securities (or "turns over" its portfolio). A higher portfolio turnover rate may indicate higher transaction costs and may result in higher taxes when Fund shares are held in a taxable account. These costs, which are not reflected in annual Fund operating expenses or in the Example, affect the Fund's performance. During the most recent fiscal year, the Fund's portfolio turnover rate was 27% of the average value of its portfolio.

## Principal Investment Strategies

Under normal circumstances, the Fund will seek to generate capital appreciation while maintaining broad equity and fixed income market participation. The Fund predominantly invests in other SEI funds, each of which has its own investment goal (the Underlying SEI Funds). The Underlying SEI Funds invest, in turn, in securities and other instruments of various asset classes. Each of the Underlying SEI Funds is managed by one or more sub-advisers (each, a Sub-Adviser and collectively, the Sub-Advisers) under the supervision of SEI Investments Management Corporation (SIMC or the Adviser), or, in certain circumstances, is managed directly by SIMC.

The Fund's assets may be diversified across Underlying SEI bond and money market funds, equity funds, real estate funds and multi-asset funds. The bond funds may consist of a wide range of investment styles that provide exposure to U.S. and/or foreign fixed income securities of varying credit quality (including junk bonds), maturity and duration. The equity funds may consist of a wide range of investment styles that provide investment exposure to U.S. and/or foreign equity securities of companies of various capitalization ranges. The real estate funds provide exposure to the equity securities of real estate companies. The multi-asset funds consist of funds that seek to achieve their investment goals by selecting investments from among a broad range of asset classes. A multi-asset fund may also adjust its allocation among asset classes over short periods of time, and therefore it may provide the Fund with a dynamic investment component. Although a multi-asset fund could consist of equity securities, bonds or real estate securities, it may also provide exposure to additional asset classes, such as commodities.

The Fund's assets are allocated among a variety of Underlying SEI Funds within the following percentage ranges:

<b>Underlying SEI Fund Type</b>	<b>Investment Range (Percentage of the Fund's Assets)</b>
Investment Grade Bond & Money Market Funds	0-75%
U.S. Equity Funds	0-70%
Multi-Asset Investment Funds	0-60%
International Equity Funds	0-30%
Non-Investment Grade Bond Funds	0-30%
Real Estate Funds	0-20%

## Principal Risks

The success of the Fund's investment strategy depends on SIMC's allocation of assets among the Underlying SEI Funds and its selection of other investment companies, ETPs and derivative instruments in which to invest that portion of the Fund's assets not allocated to the Underlying SEI Funds. In managing the Fund, SIMC may be incorrect in assessing market trends or the value or growth capability of particular asset classes or other investments. In addition, the methodology by which SIMC allocates the Fund's assets among the Underlying SEI Funds and other investments may not achieve desired results and may cause the Fund to lose money or underperform other comparable mutual funds.

The Underlying SEI Funds and other investment companies and ETPs in which the Fund invests may apply any of a variety of investment strategies and may invest in a broad range of asset classes, securities and other investments to attempt to achieve their designated investment goals. The principal risks of the Fund as a result of its investments in the Underlying SEI Funds and other investment companies, ETPs or other investments are set forth below.

*Fixed Income Market Risk* — The prices of fixed income securities respond to economic developments, particularly interest rate changes, as well as to perceptions about the creditworthiness of individual issuers, including governments and their agencies. Generally, an Underlying SEI Fund's fixed income securities will decrease in value if interest rates rise and vice versa. In a low interest rate environment, risks associated with rising rates are heightened. Declines in dealer market-making capacity as a result of structural or regulatory changes could decrease liquidity and/or increase volatility in the fixed income markets. In the case of foreign securities, price fluctuations will reflect international economic and political events, as well as changes in currency valuations relative to the U.S. dollar. Markets for fixed income securities may decline significantly in response to adverse issuer, political, regulatory, market, economic or other developments that may cause broad changes in market value, public perceptions concerning these developments, and adverse investor sentiment or publicity. Similarly, environmental and public health risks, such as natural disasters or epidemics, or widespread fear that such events may occur, may impact markets adversely and cause market volatility in both the short- and long-term. In response to these events, the Underlying SEI Fund's and, in turn, the Fund's value may fluctuate and/or the Underlying SEI Fund and the Fund may experience increased redemptions from shareholders, which may impact the Underlying SEI Fund's and the Fund's liquidity or force the Underlying SEI Fund and the Fund to sell securities into a declining or illiquid market.

*Equity Market Risk* — The risk that the market value of a security may move up and down, sometimes rapidly and unpredictably. Market risk may affect a single issuer, an industry, a sector or the equity or bond market as a whole. Equity markets may decline significantly in response to adverse issuer, political, regulatory, market, economic or other developments that may cause broad changes in market value, public perceptions concerning these developments, and adverse investor sentiment or publicity. Similarly, environmental and public health risks, such as natural disasters or epidemics, or widespread fear that such events may occur, may impact markets adversely and cause market volatility in both the short- and long-term.

*Investment Company Risk* — When the Fund or an Underlying SEI Fund invests in an investment company, in addition to directly bearing the expenses associated with its own operations, it will bear a pro rata portion of the investment company's expenses. In addition, while the risks of owning shares of an investment company generally reflect the risks of owning the underlying investments of the investment company, the Fund may be subject to additional or different risks than if the Fund or an Underlying SEI Fund had invested directly in the underlying investments.

*Asset Allocation Risk* — The risk that SIMC's decisions regarding asset classes and Underlying SEI Funds will not anticipate market trends successfully.

*U.S. Government Securities Risk* — Although U.S. Government securities are considered to be among the safest investments, they are still subject to the credit risk of the U.S. Government and are not guaranteed against price movements due to changing interest rates. Obligations issued by some U.S. Government agencies are backed by the U.S. Treasury, while others are backed solely by the ability of the agency to borrow from the U.S. Treasury or by the agency's own resources. No assurance can be

given that the U.S. Government will provide financial support to its agencies and instrumentalities if it is not obligated by law to do so.

*Interest Rate Risk* — The risk that a rise in interest rates will cause a fall in the value of fixed income securities, including U.S. Government securities, in which the Underlying SEI Funds invest. A low interest rate environment may present greater interest rate risk because there may be a greater likelihood of rates increasing and rates may increase more rapidly.

*Small and Medium Capitalization Risk* — Small and medium capitalization companies may be more vulnerable to adverse business or economic events than larger, more established companies. In particular, small and medium capitalization companies may have limited product lines, markets and financial resources and may depend upon a relatively small management group. Therefore, small and medium capitalization stocks may be more volatile than those of larger companies. Small and medium capitalization stocks may be traded over-the-counter (OTC). OTC stocks may trade less frequently and in smaller volume than exchange listed stocks and may have more price volatility than that of exchange-listed stocks.

*Large Capitalization Risk* — The risk that larger, more established companies may be unable to respond quickly to new competitive challenges such as changes in technology and consumer tastes. Larger companies also may not be able to attain the high growth rates of successful smaller companies.

*Commodity Investments Risk* — Certain Underlying SEI Funds may invest a portion of their assets in a wholly owned subsidiary that is not registered under the Investment Company Act of 1940, as amended, and invests directly in commodities and commodity-related instruments. Other Underlying SEI Funds may have indirect exposure to commodities by investing in commodity-related instruments. Commodity investments and derivatives may be more volatile and less liquid than direct investments in the underlying commodities themselves. Commodity-related equity returns can also be affected by the issuer's financial structure or the performance of unrelated businesses. The value of a commodity investment or a derivative investment in commodities is typically based upon the price movements of a physical commodity, a commodity futures contract or commodity index or some other readily measurable economic variable that is dependent upon changes in the value of commodities or the commodities markets. The value of these securities will rise or fall in response to changes in the underlying commodity or related benchmark or investment, changes in interest rates, or factors affecting a particular industry or commodity, such as natural disasters, weather and U.S. and international economic, political and regulatory developments.

*Derivatives Risk* — The use of futures contracts, forward contracts, options and swaps is subject to market risk, leverage risk, correlation risk and liquidity risk. Many over-the-counter (OTC) derivative instruments will not have liquidity beyond the counterparty to the instrument. Market risk is the risk that the market value of an investment may move up and down, sometimes rapidly and unpredictably. Leverage risk is the risk that a small percentage of assets invested in a derivative can have a disproportionately larger impact on the Fund's or an Underlying SEI Fund's performance. Correlation risk is the risk that changes in the value of a derivative instrument may not correlate perfectly with changes in the value of the derivative instrument's underlying asset, rate or index. Liquidity risk is the risk that the derivative may be difficult or impossible to sell at the time and the price that the Fund or an Underlying SEI Fund would like, which may cause the Fund or the Underlying SEI Fund to have to lower the selling price, sell other securities instead or forego an investment opportunity, any of which could have a negative effect on the Fund's or the Underlying SEI Fund's management or performance. The use of

swaps and forward contracts and options is also subject to credit risk and valuation risk. Credit risk is the risk that the issuer of a security or counterparty to a derivatives contract will default or otherwise become unable to honor its financial obligation to the Fund or the Underlying SEI Fund under the contract. Valuation risk is the risk that the derivative may be difficult to value and/or valued incorrectly. Each of the above risks could cause the Fund or an Underlying SEI Fund to lose more than the principal amount invested in a derivative instrument. Some derivatives have the potential for unlimited loss, regardless of the size of the Fund's or an Underlying SEI Fund's initial investment. The other parties to certain derivative contracts present the same types of credit risk as issuers of fixed income securities. The Fund's or an Underlying SEI Fund's use of derivatives may also increase the amount of taxes payable by some shareholders. Both U.S. and non-U.S. regulators are in the process of adopting and implementing regulations governing derivatives markets, the ultimate impact of which remains unclear.

*Short Sales Risk* — A short sale involves the sale of a security that an Underlying SEI Fund does not own in the expectation of purchasing the same security (or a security exchangeable therefore) at a later date at a lower price. Short sales entered into by an Underlying SEI Fund expose the Fund to the risk that the Underlying SEI Fund will be required to buy a security sold short (also known as “covering” the short position) at a time when the security has appreciated in value, thus resulting in a loss to the Underlying SEI Fund and, therefore, the Fund, that is potentially unlimited. Reinvesting proceeds received from short selling may create leverage, which can amplify the effects of market volatility on the share price of an Underlying SEI Fund and, therefore, the Fund. Investment in short sales may also cause an Underlying SEI Fund to incur expenses related to borrowing securities. In addition, shorting a future contract may require posting only a margin that may amount to less than the notional exposure of the contract. Such a practice may exacerbate the loss in a case of adverse price action.

*Foreign Investment/Emerging Markets Risk* — The risk that non-U.S. securities may be subject to additional risks due to, among other things, political, social and economic developments abroad, currency movements, and different legal, regulatory and tax environments. These additional risks may be heightened with respect to emerging market countries because political turmoil and rapid changes in economic conditions are more likely to occur in these countries.

*Currency Risk* — As a result of the Fund's and certain Underlying SEI Funds' investments in securities or other investments denominated in, and/or receiving revenues in, foreign currencies, the Fund will be subject to currency risk. Currency risk is the risk that foreign currencies will decline in value relative to the U.S. dollar or, in the case of hedging positions, that the U.S. dollar will decline in value relative to the currency hedged. In either event, the dollar value of an investment in the Fund or an Underlying SEI Fund would be adversely affected. Currency exchange rates may fluctuate in response to, among other things, changes in interest rates, intervention (or failure to intervene) by U.S. or foreign governments, central banks or supranational entities, or by the imposition of currency controls or other political developments in the United States or abroad.

*Below Investment Grade Securities (Junk Bonds) Risk* — Fixed income securities rated below investment grade (junk bonds) involve greater risk of default or downgrade and are generally more volatile than investment grade securities because the prospect for repayment of principal and interest of many of these securities is speculative. Because these securities typically offer a higher rate of return to compensate for these risks, they are sometimes referred to as “high yield bonds,” but there is no guarantee that an investment in these securities will result in a high rate of return.

*Real Estate Industry Risk* — Securities of companies principally engaged in the real estate industry may be subject to the risks associated with the direct ownership of real estate. Risks commonly associated with the direct ownership of real estate include fluctuations in the value of underlying properties, defaults by borrowers or tenants, changes in interest rates and risks related to general or local economic conditions.

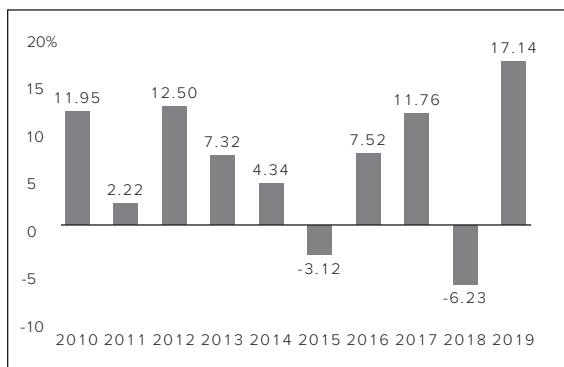
*Exchange-Traded Products (ETPs) Risk* — The risks of owning interests of an ETP, such as an ETF, ETN or exchange-traded commodity pool, generally reflect the same risks as owning the underlying securities or other instruments that the ETP is designed to track. The shares of certain ETPs may trade at a premium or discount to their intrinsic value (*i.e.*, the market value may differ from the net asset value of an ETP's shares). For example, supply and demand for shares of an ETF or market disruptions may cause the market price of the ETF to deviate from the value of the ETF's investments, which may be emphasized in less liquid markets. The value of an ETN may also differ from the valuation of its reference market or instrument due to changes in the issuer's credit rating. By investing in an ETP, the Fund or an Underlying SEI Fund indirectly bears the proportionate share of any fees and expenses of the ETP in addition to the fees and expenses that the Fund and its shareholders directly bear in connection with the Fund's operations. Because certain ETPs may have a significant portion of their assets exposed directly or indirectly to commodities or commodity-linked securities, developments affecting commodities may have a disproportionate impact on such ETPs and may subject the ETPs to greater volatility than investments in traditional securities.

***Investing in the Fund involves risk, and there is no guarantee that the Fund will achieve its investment goal. You could lose money on your investment in the Fund, just as you could with other investments. An investment in the Fund is not a deposit of a bank and is not insured or guaranteed by the Federal Deposit Insurance Corporation or any other government agency.***

## Performance Information

As of July 31, 2019, the Class D Shares of the Fund had not commenced operations. The bar chart and the performance table below provide some indication of the risks of investing in the Fund by showing changes in the Fund's Class F Shares performance from year to year for the past ten calendar years and by showing how the Fund's Class F Shares average annual returns for 1, 5 and 10 years, and since the Fund's Class F Shares inception, compared with those of a broad measure of market performance. Since Class D Shares are invested in the same portfolio of securities, returns for Class D Shares will be substantially similar to those of Class F Shares, shown here, and will differ only to the extent that Class D Shares have higher expenses. The Fund's past performance (before and after taxes) is not necessarily an indication of how the Fund will perform in the future. For current performance information, please call 1-800-DIAL-SEI.





**Best Quarter:** 7.76% (3/31/19)

**Worst Quarter:** -7.75% (09/30/11)

The Fund's Class F total return (pre-tax) from January 1, 2020 to June 30, 2020 was -3.56%.

### Average Annual Total Returns (for the periods ended December 31, 2019)

This table compares the Fund's average annual total returns for Class F Shares to those of a broad-based index and two additional indexes: Standard & Poor's 500 Composite Stock Price Index (S&P 500 Index) and the Morgan Stanley Capital International (MSCI) Europe, Australasia and the Far East (EAFE) Index. The foregoing indexes, when considered together, may provide investors with a useful comparison of the Fund's overall performance.

After-tax returns are calculated using the historical highest individual federal marginal income tax rates and do not reflect the impact of state and local taxes. Your actual after-tax returns will depend on your tax situation and may differ from those shown. After-tax returns shown are not relevant to investors who hold their Fund shares through tax-deferred arrangements, such as 401(k) plans or individual retirement accounts. In the event of negative performance, the Fund's returns after taxes on distributions and sale of Fund shares are calculated assuming that an investor has sufficient capital gains of the same character from other investments to offset any capital losses from the sale of Fund shares. As a result, the Fund's returns after taxes on distributions and sale of Fund shares may exceed the Fund's returns before taxes and/or returns after taxes on distributions.

<b>Core Market Strategy Fund — Class F</b>	<b>1 Year</b>	<b>5 Years</b>	<b>10 Years</b>	<b>Since Inception (11/17/2003)</b>
Return Before Taxes	17.14%	5.04%	6.31%	5.28%
Return After Taxes on Distributions	15.15%	3.63%	5.00%	3.92%
Return After Taxes on Distributions and Sale of Fund Shares	10.58%	3.40%	4.52%	3.70%
Bloomberg Barclays U.S. Aggregate Bond Index Return (reflects no deduction for fees, expenses or taxes)	8.72%	3.05%	3.75%	4.16%
S&P 500 Index Return (reflects no deduction for fees, expenses or taxes)	31.49%	11.70%	13.56%	9.48%
MSCI EAFE Index Return (reflects no deduction for fees or expenses)	22.01%	5.67%	5.50%	6.36%

## Management

### **Investment Adviser and Portfolio Managers.** SEI Investments Management Corporation

<b>Portfolio Manager</b>	<b>Experience with Fund</b>	<b>Title with Adviser</b>
Bryan Hoffman	Since 2016	Portfolio Manager
James Smigiel	Since 2012	Managing Director and Head of Portfolio Strategies Group
Ryan Schneck	Since 2012	Portfolio Manager

For important information about the Purchase and Sale of Fund Shares, Tax Information and Payments to Broker-Dealers and Other Financial Intermediaries, please turn to page 49 of this prospectus.

## MARKET GROWTH STRATEGY FUND

---

### Fund Summary

#### Investment Goal

Capital appreciation while maintaining broad equity and fixed income market participation.

#### Fees and Expenses

This table describes the fees and expenses that you may pay if you buy and hold Fund shares.

#### ANNUAL FUND OPERATING EXPENSES

(expenses that you pay each year as a percentage of the value of your investment)	Class D Shares
Management Fees	0.10%
Distribution (12b-1) Fees	0.75%
Other Expenses	0.49%
Acquired Fund Fees and Expenses (AFFE)	0.80%
<b>Total Annual Fund Operating Expenses</b>	<b>2.14%<sup>†</sup></b>

<sup>†</sup> Because the Market Growth Strategy Fund (Fund) incurred AFFE during the most recent fiscal year, the operating expenses in this fee table will not correlate to the expense ratio in the Fund's financial statements (or the "Financial Highlights" section in the prospectus) because the financial statements include only the direct operating expenses incurred by the Fund, not the indirect costs of investing in underlying funds.

#### EXAMPLE

This Example is intended to help you compare the cost of investing in the Fund with the cost of investing in other mutual funds. The Example assumes that you invest \$10,000 in the Fund for the time periods indicated and then redeem all of your shares at the end of those periods. The Example also assumes that your investment has a 5% return each year and that the Fund's operating expenses remain the same. Although your actual costs may be higher or lower, based on these assumptions your costs would be:

	1 Year	3 Years	5 Years	10 Years
Market Growth Strategy Fund — Class D Shares	\$217	\$670	\$1,149	\$2,472

#### PORTFOLIO TURNOVER

The Fund pays transaction costs, such as commissions, when it buys and sells securities (or "turns over" its portfolio). A higher portfolio turnover rate may indicate higher transaction costs and may result in higher taxes when Fund shares are held in a taxable account. These costs, which are not reflected in annual Fund operating expenses or in the Example, affect the Fund's performance. During the most recent fiscal year, the Fund's portfolio turnover rate was 20% of the average value of its portfolio.

## Principal Investment Strategies

Under normal circumstances, the Fund will seek to generate capital appreciation while maintaining broad equity and fixed income market participation. The Fund predominantly invests in other SEI funds, each of which has its own investment goal (the Underlying SEI Funds). The Underlying SEI Funds invest, in turn, in securities and other instruments of various asset classes. Each of the Underlying SEI Funds is managed by one or more sub-advisers (each, a Sub-Adviser and collectively, the Sub-Advisers) under the supervision of SEI Investments Management Corporation (SIMC or the Adviser), or, in certain circumstances, is managed directly by SIMC.

The Fund's assets may be diversified across Underlying SEI equity funds, bond and money market funds, real estate funds and multi-asset funds. The equity funds may consist of a wide range of investment styles that provide investment exposure to U.S. and/or foreign equity securities of companies of various capitalization ranges. The bond funds may consist of a wide range of investment styles that provide exposure to U.S. and/or foreign fixed income securities of varying credit quality (including junk bonds), maturity and duration. The real estate funds provide exposure to the equity securities of real estate companies. The multi-asset funds consist of funds that seek to achieve their investment goals by selecting investments from among a broad range of asset classes. A multi-asset fund may also adjust its allocation among asset classes over short periods of time, and therefore it may provide the Fund with a dynamic investment component. Although a multi-asset fund could consist of equity securities, bonds or real estate securities, it may also provide exposure to additional asset classes, such as commodities.

The Fund's assets are allocated among a variety of Underlying SEI Funds within the following percentage ranges:

<b>Underlying SEI Fund Type</b>	<b>Investment Range (Percentage of the Fund's Assets)</b>
<u>U.S. Equity Funds</u>	10-85%
<u>Multi-Asset Investment Funds</u>	0-60%
<u>Investment Grade Bond &amp; Money Market Funds</u>	0-50%
<u>Non-Investment Grade Bond Funds</u>	0-35%
<u>International Equity Funds</u>	0-35%
<u>Real Estate Funds</u>	0-20%

## Principal Risks

The success of the Fund's investment strategy depends on SIMC's allocation of assets among the Underlying SEI Funds and its selection of other investment companies, ETPs and derivative instruments in which to invest that portion of the Fund's assets not allocated to the Underlying SEI Funds. In managing the Fund, SIMC may be incorrect in assessing market trends or the value or growth capability of particular asset classes or other investments. In addition, the methodology by which SIMC allocates the Fund's assets among the Underlying SEI Funds and other investments may not achieve desired results and may cause the Fund to lose money or underperform other comparable mutual funds.

The Underlying SEI Funds and other investment companies and ETPs in which the Fund invests may apply any of a variety of investment strategies and may invest in a broad range of asset classes, securities and other investments to attempt to achieve their designated investment goals. The principal risks of the Fund as a result of its investments in the Underlying SEI Funds and other investment companies, ETPs or other investments are set forth below.

*Equity Market Risk* — The risk that the market value of a security may move up and down, sometimes rapidly and unpredictably. Market risk may affect a single issuer, an industry, a sector or the equity or bond market as a whole. Equity markets may decline significantly in response to adverse issuer, political, regulatory, market, economic or other developments that may cause broad changes in market value, public perceptions concerning these developments, and adverse investor sentiment or publicity. Similarly, environmental and public health risks, such as natural disasters or epidemics, or widespread fear that such events may occur, may impact markets adversely and cause market volatility in both the short- and long-term.

*Fixed Income Market Risk* — The prices of fixed income securities respond to economic developments, particularly interest rate changes, as well as to perceptions about the creditworthiness of individual issuers, including governments and their agencies. Generally, an Underlying SEI Fund's fixed income securities will decrease in value if interest rates rise and vice versa. In a low interest rate environment, risks associated with rising rates are heightened. Declines in dealer market-making capacity as a result of structural or regulatory changes could decrease liquidity and/or increase volatility in the fixed income markets. In the case of foreign securities, price fluctuations will reflect international economic and political events, as well as changes in currency valuations relative to the U.S. dollar. Markets for fixed income securities may decline significantly in response to adverse issuer, political, regulatory, market, economic or other developments that may cause broad changes in market value, public perceptions concerning these developments, and adverse investor sentiment or publicity. Similarly, environmental and public health risks, such as natural disasters or epidemics, or widespread fear that such events may occur, may impact markets adversely and cause market volatility in both the short- and long-term. In response to these events, the Underlying SEI Fund's and, in turn, the Fund's value may fluctuate and/or the Underlying SEI Fund and the Fund may experience increased redemptions from shareholders, which may impact the Underlying SEI Fund's and the Fund's liquidity or force the Underlying SEI Fund and the Fund to sell securities into a declining or illiquid market.

*Investment Company Risk* — When the Fund or an Underlying SEI Fund invests in an investment company, in addition to directly bearing the expenses associated with its own operations, it will bear a pro rata portion of the investment company's expenses. In addition, while the risks of owning shares of an investment company generally reflect the risks of owning the underlying investments of the investment company, the Fund may be subject to additional or different risks than if the Fund or an Underlying SEI Fund had invested directly in the underlying investments.

*Asset Allocation Risk* — The risk that SIMC's decisions regarding asset classes and Underlying SEI Funds will not anticipate market trends successfully.

*Small and Medium Capitalization Risk* — Small and medium capitalization companies may be more vulnerable to adverse business or economic events than larger, more established companies. In particular, small and medium capitalization companies may have limited product lines, markets and financial resources and may depend upon a relatively small management group. Therefore, small and medium capitalization stocks may be more volatile than those of larger companies. Small and medium

capitalization stocks may be traded over-the-counter (OTC). OTC stocks may trade less frequently and in smaller volume than exchange listed stocks and may have more price volatility than that of exchange-listed stocks.

*Large Capitalization Risk* — The risk that larger, more established companies may be unable to respond quickly to new competitive challenges such as changes in technology and consumer tastes. Larger companies also may not be able to attain the high growth rates of successful smaller companies.

*Commodity Investments Risk* — Certain Underlying SEI Funds may invest a portion of their assets in a wholly owned subsidiary that is not registered under the Investment Company Act of 1940, as amended, and invests directly in commodities and commodity-related instruments. Other Underlying SEI Funds may have indirect exposure to commodities by investing in commodity-related instruments. Commodity investments and derivatives may be more volatile and less liquid than direct investments in the underlying commodities themselves. Commodity-related equity returns can also be affected by the issuer's financial structure or the performance of unrelated businesses. The value of a commodity investment or a derivative investment in commodities is typically based upon the price movements of a physical commodity, a commodity futures contract or commodity index or some other readily measurable economic variable that is dependent upon changes in the value of commodities or the commodities markets. The value of these securities will rise or fall in response to changes in the underlying commodity or related benchmark or investment, changes in interest rates, or factors affecting a particular industry or commodity, such as natural disasters, weather and U.S. and international economic, political and regulatory developments.

*Derivatives Risk* — The use of futures contracts, forward contracts, options and swaps is subject to market risk, leverage risk, correlation risk and liquidity risk. Many over-the-counter (OTC) derivative instruments will not have liquidity beyond the counterparty to the instrument. Market risk is the risk that the market value of an investment may move up and down, sometimes rapidly and unpredictably. Leverage risk is the risk that a small percentage of assets invested in a derivative can have a disproportionately larger impact on the Fund's or an Underlying SEI Fund's performance. Correlation risk is the risk that changes in the value of a derivative instrument may not correlate perfectly with changes in the value of the derivative instrument's underlying asset, rate or index. Liquidity risk is the risk that the derivative may be difficult or impossible to sell at the time and the price that the Fund or an Underlying SEI Fund would like, which may cause the Fund or the Underlying SEI Fund to have to lower the selling price, sell other securities instead or forego an investment opportunity, any of which could have a negative effect on the Fund's or the Underlying SEI Fund's management or performance. The use of swaps and forward contracts and options is also subject to credit risk and valuation risk. Credit risk is the risk that the issuer of a security or counterparty to a derivatives contract will default or otherwise become unable to honor its financial obligation to the Fund or the Underlying SEI Fund under the contract. Valuation risk is the risk that the derivative may be difficult to value and/or valued incorrectly. Each of the above risks could cause the Fund or an Underlying SEI Fund to lose more than the principal amount invested in a derivative instrument. Some derivatives have the potential for unlimited loss, regardless of the size of the Fund's or an Underlying SEI Fund's initial investment. The other parties to certain derivative contracts present the same types of credit risk as issuers of fixed income securities. The Fund's or an Underlying SEI Fund's use of derivatives may also increase the amount of taxes payable by some shareholders. Both U.S. and non-U.S. regulators are in the process of adopting and implementing regulations governing derivatives markets, the ultimate impact of which remains unclear.

*Short Sales Risk* — A short sale involves the sale of a security that an Underlying SEI Fund does not own in the expectation of purchasing the same security (or a security exchangeable therefore) at a later date at a lower price. Short sales entered into by an Underlying SEI Fund expose the Fund to the risk that the Underlying SEI Fund will be required to buy a security sold short (also known as “covering” the short position) at a time when the security has appreciated in value, thus resulting in a loss to the Underlying SEI Fund and, therefore, the Fund, that is potentially unlimited. Reinvesting proceeds received from short selling may create leverage, which can amplify the effects of market volatility on the share price of an Underlying SEI Fund and, therefore, the Fund. Investment in short sales may also cause an Underlying SEI Fund to incur expenses related to borrowing securities. In addition, shorting a future contract may require posting only a margin that may amount to less than the notional exposure of the contract. Such a practice may exacerbate the loss in a case of adverse price action.

*U.S. Government Securities Risk* — Although U.S. Government securities are considered to be among the safest investments, they are still subject to the credit risk of the U.S. Government and are not guaranteed against price movements due to changing interest rates. Obligations issued by some U.S. Government agencies are backed by the U.S. Treasury, while others are backed solely by the ability of the agency to borrow from the U.S. Treasury or by the agency’s own resources. No assurance can be given that the U.S. Government will provide financial support to its agencies and instrumentalities if it is not obligated by law to do so.

*Below Investment Grade Securities (Junk Bonds) Risk* — Fixed income securities rated below investment grade (junk bonds) involve greater risk of default or downgrade and are generally more volatile than investment grade securities because the prospect for repayment of principal and interest of many of these securities is speculative. Because these securities typically offer a higher rate of return to compensate for these risks, they are sometimes referred to as “high yield bonds,” but there is no guarantee that an investment in these securities will result in a high rate of return.

*Interest Rate Risk* — The risk that a rise in interest rates will cause a fall in the value of fixed income securities, including U.S. Government securities, in which the Underlying SEI Funds invest. A low interest rate environment may present greater interest rate risk because there may be a greater likelihood of rates increasing and rates may increase more rapidly.

*Foreign Investment/Emerging Markets Risk* — The risk that non-U.S. securities may be subject to additional risks due to, among other things, political, social and economic developments abroad, currency movements, and different legal, regulatory and tax environments. These additional risks may be heightened with respect to emerging market countries because political turmoil and rapid changes in economic conditions are more likely to occur in these countries.

*Currency Risk* — As a result of the Fund’s and certain Underlying SEI Funds’ investments in securities or other investments denominated in, and/or receiving revenues in, foreign currencies, the Fund will be subject to currency risk. Currency risk is the risk that foreign currencies will decline in value relative to the U.S. dollar or, in the case of hedging positions, that the U.S. dollar will decline in value relative to the currency hedged. In either event, the dollar value of an investment in the Fund or an Underlying SEI Fund would be adversely affected. Currency exchange rates may fluctuate in response to, among other things, changes in interest rates, intervention (or failure to intervene) by U.S. or foreign governments, central banks or supranational entities, or by the imposition of currency controls or other political developments in the United States or abroad.

*Real Estate Industry Risk* — Securities of companies principally engaged in the real estate industry may be subject to the risks associated with the direct ownership of real estate. Risks commonly associated with the direct ownership of real estate include fluctuations in the value of underlying properties, defaults by borrowers or tenants, changes in interest rates and risks related to general or local economic conditions.

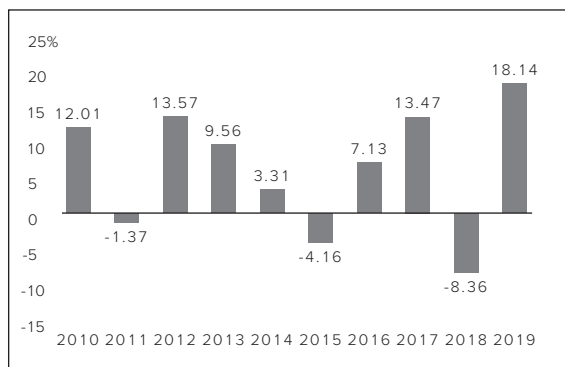
*Exchange-Traded Products (ETPs) Risk* — The risks of owning interests of an ETP, such as an ETF, ETN or exchange-traded commodity pool, generally reflect the same risks as owning the underlying securities or other instruments that the ETP is designed to track. The shares of certain ETPs may trade at a premium or discount to their intrinsic value (*i.e.*, the market value may differ from the net asset value of an ETP's shares). For example, supply and demand for shares of an ETF or market disruptions may cause the market price of the ETF to deviate from the value of the ETF's investments, which may be emphasized in less liquid markets. The value of an ETN may also differ from the valuation of its reference market or instrument due to changes in the issuer's credit rating. By investing in an ETP, the Fund or an Underlying SEI Fund indirectly bears the proportionate share of any fees and expenses of the ETP in addition to the fees and expenses that the Fund and its shareholders directly bear in connection with the Fund's operations. Because certain ETPs may have a significant portion of their assets exposed directly or indirectly to commodities or commodity-linked securities, developments affecting commodities may have a disproportionate impact on such ETPs and may subject the ETPs to greater volatility than investments in traditional securities.

***Investing in the Fund involves risk, and there is no guarantee that the Fund will achieve its investment goal. You could lose money on your investment in the Fund, just as you could with other investments. An investment in the Fund is not a deposit of a bank and is not insured or guaranteed by the Federal Deposit Insurance Corporation or any other government agency.***

## Performance Information

The bar chart and the performance table below provide some indication of the risks of investing in the Fund by showing changes in the Fund's performance from year to year for the past ten calendar years and by showing how the Fund's average annual returns for 1, 5 and 10 years, and since the Fund's inception, compared with those of a broad measure of market performance. The Fund's past performance (before and after taxes) is not necessarily an indication of how the Fund will perform in the future. For current performance information, please call 1-800-DIAL-SEI.





**Best Quarter:** 9.25% (3/31/12)

**Worst Quarter:** -12.00% (09/30/11)

The Fund's Class D Shares commenced operations on March 25, 2011. For full calendar years through December 31, 2011, the performance of the Fund's Class F Shares, adjusted for the higher total annual fund operating expenses of the Class D Shares, is shown. The Fund's Class F Shares are offered in a separate prospectus. Because Class D Shares are invested in the same portfolio of securities as Class F Shares, returns for Class D Shares would be substantially similar to those of Class F Shares and would differ only to the extent that Class D Shares have higher total annual fund operating expenses than Class F Shares.

The Fund's Class D total return (pre-tax) from January 1, 2020 to June 30, 2020 was -5.44%.

### Average Annual Total Returns (for the periods ended December 31, 2019)

This table compares the Fund's average annual total returns to those of a broad-based index and two additional indexes: the Bloomberg Barclays U.S. Aggregate Bond Index and the Morgan Stanley Capital International (MSCI) Europe, Australasia and the Far East (EAFE) Index. The foregoing indexes, when considered together, may provide investors with a useful comparison of the Fund's overall performance.

After-tax returns are calculated using the historical highest individual federal marginal income tax rates and do not reflect the impact of state and local taxes. Your actual after-tax returns will depend on your tax situation and may differ from those shown. After-tax returns shown are not relevant to investors who hold their Fund shares through tax-deferred arrangements, such as 401(k) plans or individual retirement accounts. In the event of negative performance, the Fund's returns after taxes on distributions and sale of Fund shares are calculated assuming that an investor has sufficient capital gains of the same character from other investments to offset any capital losses from the sale of Fund shares. As a result, the Fund's returns after taxes on distributions and sale of Fund shares may exceed the Fund's returns before taxes and/or returns after taxes on distributions.

<b>Market Growth Strategy Fund*</b>	<b>1 Year</b>	<b>5 Years</b>	<b>10 Years</b>	<b>Since Inception (11/17/2003)</b>
Return Before Taxes	18.14%	4.75%	6.00%	4.51%
Return After Taxes on Distributions	16.79%	4.02%	5.19%	3.49%
Return After Taxes on Distributions and Sale of Fund Shares	11.09%	3.41%	4.47%	3.20%
S&P 500 Index Return (reflects no deduction for fees, expenses or taxes)	31.49%	11.70%	13.56%	9.48%

<b>Market Growth Strategy Fund*</b>	<b>1 Year</b>	<b>5 Years</b>	<b>10 Years</b>	<b>Since Inception (11/17/2003)</b>
Bloomberg Barclays U.S. Aggregate Bond Index Return (reflects no deduction for fees, expenses or taxes)	8.72%	3.05%	3.75%	4.16%
MSCI EAFE Index Return (reflects no deduction for fees or expenses)	22.01%	5.67%	5.50%	6.36%

\* The Fund's Class D Shares commenced operations on March 25, 2011. For periods prior to March 25, 2011, the performance of the Fund's Class F Shares has been used. Returns for Class D Shares would have been substantially similar to those of Class F Shares and would have differed only to the extent that Class D Shares have higher total annual fund operating expenses than Class F Shares.

## Management

### **Investment Adviser and Portfolio Managers.** SEI Investments Management Corporation

<b>Portfolio Manager</b>	<b>Experience with Fund</b>	<b>Title with Adviser</b>
Bryan Hoffman	Since 2016	Portfolio Manager
James Smigiel	Since 2012	Managing Director and Head of Portfolio Strategies Group
Ryan Schneck	Since 2012	Portfolio Manager

For important information about the Purchase and Sale of Fund Shares, Tax Information and Payments to Broker-Dealers and Other Financial Intermediaries, please turn to page 49 of this prospectus.

## Purchase and Sale of Fund Shares

The minimum initial investment for Class D Shares is \$150,000, with minimum subsequent investments of \$1,000. You may purchase and redeem shares of a Fund on any day that the New York Stock Exchange (NYSE) is open for business (a Business Day). You may sell your Fund shares by contacting your authorized financial institution or intermediary directly. Authorized financial institutions and intermediaries may redeem Fund shares on behalf of their clients by contacting the Funds' transfer agent (the Transfer Agent) or the Funds' authorized agent, using certain SEI Investments Company (SEI) or third party systems or by calling 1-800-DIAL-SEI, as applicable.

## Tax Information

The distributions made by the Funds are taxable and will be taxed as ordinary income or capital gains. If you are investing through a tax-deferred arrangement, such as a 401(k) plan or individual retirement account, you will generally not be subject to federal taxation on Fund distributions until you begin receiving distributions from your tax-deferred arrangement. You should consult your tax advisor regarding the rules governing your own tax-deferred arrangement.

## Payments to Broker-Dealers and Other Financial Intermediaries

If you purchase Fund shares through a broker-dealer or other financial intermediary (such as a bank), a Fund and its related companies may pay the intermediary for the sale of Fund shares and related services. These payments may create a conflict of interest by influencing the broker-dealer or other financial intermediary and your salesperson to recommend the Fund over another investment. Ask your salesperson or visit your financial intermediary's website for more information.

## MORE INFORMATION ABOUT INVESTMENTS

Each Fund is a mutual fund. A mutual fund pools shareholders' money and, using professional investment managers, invests it in securities and certain other instruments.

Each Fund has its own investment goal and strategies for reaching that goal. Each Fund's assets are managed under the direction of SIMC, who manages the assets in a way that it believes will help each Fund achieve its investment goal. In order to achieve each Fund's investment goal, SIMC allocates the Fund's assets among certain Underlying SEI Funds. In addition, SIMC may invest each Fund's assets directly in exchange-traded products (ETPs) or other investment companies.

The Underlying SEI Funds are separately managed series of the following investment companies: SEI Institutional Managed Trust (SIMT), SEI Institutional International Trust (SIT) and SEI Daily Income Trust (SDIT). The multi-asset Underlying SEI Funds invest in a broad range of asset classes, while the other Underlying SEI Funds invest primarily in domestic or foreign equity securities, domestic or foreign fixed income securities, real estate investment trusts (REITs) or money market instruments. The assets of each Fund are allocated among Underlying SEI Funds in accordance with each Fund's investment goal and strategy. These Underlying SEI Funds, in turn, invest directly in securities or other investments in accordance with their own varying investment goals and strategies. SIMC may change the allocations to the particular asset classes represented by the Underlying SEI Funds when it deems it appropriate. In addition, as noted above, the Funds' assets are invested directly in ETPs or other investment companies in accordance with their own investment goals and strategies.

This prospectus describes the Funds' primary investment strategies. Under normal circumstances, the Funds will predominantly invest their assets in the Underlying SEI Funds within the percentage ranges set forth for each asset class. However, the Funds may also invest in other securities, use other strategies and engage in other investment practices. These investments and strategies, as well as those described in this prospectus, are described in the Funds' Statement of Additional Information (SAI). Of course, there is no guarantee that any Fund will achieve its investment goal.

The investments and strategies described in this prospectus are those that the Funds use under normal conditions. For temporary defensive or liquidity purposes during unusual economic or market conditions, the Funds may invest up to 100% of their assets in short-term obligations, cash or cash equivalents that would not ordinarily be consistent with their investment goals. The Funds will do so only if SIMC believes that the risk of loss outweighs the opportunity for capital gains or higher income. During such time, a Fund may not achieve its investment goal.

## Information About the Underlying SEI Funds

The Funds may invest in the following Underlying SEI Funds. However, in accordance with the Funds' investment goals and strategies, SIMC may select additional Underlying SEI Funds for investment.

The chart below sets forth the expense ratio, after fee waivers (based on information as of June 30, 2020), for Class Y Shares (unless otherwise indicated) of each of the Underlying SEI Funds in which the Funds may currently invest.

<b>Underlying SEI Fund:</b>	<b>Expense Ratio:</b>
SDIT Government Fund (Class F)	0.20%
SDIT Short-Duration Government Fund	0.33%
SDIT Ultra Short Duration Bond Fund	0.30%
SIMT Conservative Income Fund	0.20%
SIMT Core Fixed Income Fund	0.41%
SIMT Dynamic Asset Allocation Fund	0.50%
SIMT Global Managed Volatility Fund	0.86%
SIMT High Yield Bond Fund	0.64%
SIMT Large Cap Fund	0.64%
SIMT Large Cap Growth Fund	0.64%
SIMT Large Cap Value Fund	0.64%
SIMT Multi-Asset Accumulation Fund	0.92%
SIMT Multi-Asset Capital Stability Fund	0.52%
SIMT Multi-Asset Income Fund	0.70%
SIMT Multi-Asset Inflation Managed Fund	0.65%
SIMT Real Return Fund	0.35%
SIMT Small Cap Fund	0.89%
SIMT Small Cap Growth Fund	0.86%
SIMT Small Cap Value Fund	0.89%

Underlying SEI Fund:	Expense Ratio:
SIMT U.S. Managed Volatility Fund	0.68%
SIT Emerging Markets Debt Fund	1.11%
SIT Emerging Markets Equity Fund	1.45%
SIT International Equity Fund	0.85%
SIT International Fixed Income Fund	0.77%

For the remainder of this section, “Fund” will refer to the applicable Underlying SEI Fund discussed therein.

**SDIT Government Fund:** The SDIT Government Fund seeks to preserve principal value and maintain a high degree of liquidity while providing current income. Under normal market conditions, the Fund intends to invest at least 99.5% of its total assets in cash, government securities and/or repurchase agreements that are collateralized fully with cash or government securities. Government securities are obligations issued or guaranteed as to principal or interest by the U.S. government or its agencies or instrumentalities, including obligations issued by private issuers that are guaranteed as to principal or interest by the U.S. government or its agencies or instrumentalities.

Using a top-down strategy and bottom-up security selection, the sub-adviser (the Sub-Adviser) seeks to invest in securities with a remaining maturity not greater than 397 calendar days that are marketable, liquid and offer competitive yields, and which are expected to result in the Fund’s portfolio having an average dollar-weighted maturity of 60 days or less and a dollar-weighted average life to maturity of 120 days or less. In making investment decisions, the Sub-Adviser also considers factors such as the anticipated level of interest rates and the maturity of individual securities relative to the maturity of the Fund as a whole. Currently, the Fund invests only in first-tier securities.

The Fund values its securities using amortized cost and seeks to maintain a stable net asset value (“NAV”) of \$1.00 per share.

BlackRock Advisors, LLC serves as Sub-Adviser to the SDIT Government Fund.

**SDIT Short-Duration Government Fund:** The SDIT Short-Duration Government Fund seeks to preserve principal value and maintain a high degree of liquidity while providing current income. Under normal circumstances, the Fund invests substantially all of its net assets in U.S. Treasury obligations and obligations issued or guaranteed as to principal and interest by agencies or instrumentalities of the U.S. Government, including mortgage-backed securities, and repurchase agreements collateralized by such obligations. The Fund may invest in securities issued by various entities sponsored by the U.S. Government, such as the Federal National Mortgage Association and the Federal Home Loan Mortgage Corporation. These issuers are chartered or sponsored by acts of Congress; however, their securities are neither issued nor guaranteed by the U.S. Treasury and are not backed by the full faith and credit of the U.S. Government. In addition, the Fund may enter into dollar roll transactions with selected banks and broker-dealers and invest in to-be-announced mortgage-backed securities, futures contracts and forward contracts. The Fund will primarily use futures contracts for hedging purposes to manage the Fund’s exposure to interest rate risk. There may also be times when the Fund utilizes futures contracts to take an active position on interest rates to either increase or reduce the interest rate sensitivity of the Fund. Due to its investment strategy, the Fund may buy and sell securities and other instruments frequently.

Using a top-down strategy and bottom-up security selection, the sub-adviser (the Sub-Adviser) seeks attractively-valued securities that offer competitive yields. The Sub-Adviser also considers factors such as the anticipated level of interest rates, relative valuations and yield spreads, and the duration of the Fund's entire portfolio. Duration measures the price sensitivity of a fixed income security to changes in interest rates. For example, a five year duration means that the fixed income security will decrease in value by 5% if interest rates rise 1% and increase in value by 5% if interest rates fall 1%. While the Fund may invest in securities with any maturity or duration, the Sub-Adviser will strive to maintain a portfolio duration of up to three years under normal market conditions.

Wellington Management Company LLP serves as Sub-Adviser to the SDIT Short-Duration Government Fund.

**SDIT Ultra Short Duration Bond Fund:** The SDIT Ultra Short Duration Bond Fund seeks to provide higher current income than that typically offered by a money market fund while maintaining a high degree of liquidity and a correspondingly higher risk of principal volatility. Under normal circumstances, the Fund invests at least 80% of its net assets (plus the amount of any borrowings for investment purposes) in investment grade U.S. dollar-denominated debt instruments, including: (i) commercial paper and other corporate obligations; (ii) certificates of deposit, time deposits, bankers' acceptances, bank notes, and other obligations of U.S. savings and loan and thrift institutions, U.S. commercial banks (including foreign branches of such banks) and foreign banks that meet certain asset requirements; (iii) U.S. Treasury obligations and obligations issued or guaranteed as to principal and interest by agencies or instrumentalities of the U.S. Government; (iv) mortgage-backed securities; (v) asset-backed securities; (vi) fully-collateralized repurchase agreements involving any of the foregoing obligations; and (vii) U.S. dollar-denominated instruments of foreign issuers. In addition, the Fund may enter into dollar roll transactions with selected banks and broker-dealers and invest in to-be-announced mortgage-backed securities, futures contracts and forward contracts. The Fund will primarily use futures contracts for hedging purposes to manage the Fund's exposure to interest rate risk. There may also be times when the Fund utilizes futures contracts to take an active position on interest rates to either increase or reduce the interest rate sensitivity of the Fund.

Using a top-down strategy and bottom-up security selection, the sub-advisers (each, a Sub-Adviser and collectively, the Sub-Advisers) seek attractively-valued securities that offer competitive yields and that are issued by issuers that are on a sound financial footing. The Sub-Advisers also consider factors such as the anticipated level of interest rates, relative valuations and yield spreads among various sectors, and the duration of the Fund's entire portfolio. Duration measures the price sensitivity of a fixed income security to changes in interest rates. For example, a five-year duration means that the fixed income security will decrease in value by 5% if interest rates rise 1% and increase in value by 5% if interest rates fall 1%. While the Fund may invest in securities with any maturity or duration, the Sub-Advisers will strive to maintain a portfolio duration for the Fund of 18 months or less under normal market conditions.

MetLife Investment Management, LLC and Wellington Management Company LLP serve as Sub-Advisers to the SDIT Ultra Short Duration Bond Fund.

**SIMT Conservative Income Fund:** The SIMT Conservative Income Fund seeks principal preservation and a high degree of liquidity while providing current income. Under normal circumstances, the Fund will invest at least 80% of its net assets (plus the amount of any borrowings for investment purposes) in U.S. dollar-denominated debt securities that the Fund's sub-adviser (the Sub-Adviser) believes present minimal credit risks to the Fund.

Under normal market conditions, the Fund will primarily invest in short-term US dollar denominated debt securities, including: (i) commercial paper, corporate bonds and asset-based securities of U.S. and foreign issuers; (ii) certificates of deposit, time deposits, bankers' acceptances, bank notes, and other obligations of U.S. savings and loan and thrift institutions, US banks or US branches or non-US branches of foreign banks; (iii) short-term obligations issued by state and local governments; (iv) U.S. Treasury obligations and obligations issued or guaranteed as to principal and interest by agencies or instrumentalities of the U.S. Government; and (v) obligations of foreign governments (including Canadian and Provincial Government and Crown Agency obligations). The Fund may also enter into fully-collateralized repurchase agreements. Although the Fund may invest in securities with any maturity or duration, the Fund generally seeks to maintain a weighted average maturity of 90 days or less.

Under normal circumstances, the Fund will invest at least 25% of its assets in securities issued by companies in the financial services industry, but may invest less than 25% of its assets in this industry as a temporary defensive measure.

The Fund uses a Sub-Adviser to manage the Fund's portfolio under the general supervision of SEI Investments Management Corporation, the Fund's adviser (SIMC or the Adviser). Through analysis of both macroeconomic factors and individual company attributes, the Sub-Adviser seeks to invest in securities that are marketable and liquid, offer competitive yields, and are of issuers that represent low credit risk. In selecting securities, the Sub-Adviser also considers factors such as the anticipated level of interest rates and the maturity of individual securities relative to the maturity of the Fund as a whole.

The Fund is not a money market fund and does not seek to maintain a stable net asset value.

BlackRock Advisors, LLC serves as Sub-Adviser to the SIMT Conservative Income Fund.

**SIMT Core Fixed Income Fund:** The SIMT Core Fixed Income Fund seeks current income consistent with the preservation of capital. Under normal circumstances, the Fund will invest at least 80% of its net assets (plus the amount of any borrowings for investment purposes) in fixed income securities. The Fund will invest primarily in investment and non-investment grade (junk bond) U.S. and foreign corporate and government fixed income securities, including emerging market, asset-backed securities, mortgage dollar rolls, mortgage-backed securities and securities issued or guaranteed by the U.S. Government and its agencies and instrumentalities. The Fund may invest in securities denominated in either U.S. dollars or foreign currency. Due to its investment strategy, the Fund may buy and sell securities and other instruments frequently.

The Fund uses a multi-manager approach, relying upon a number of sub-advisers (each, a Sub-Adviser and collectively, the Sub-Advisers) with differing investment philosophies to manage portions of the Fund's portfolio under the general supervision of SEI Investments Management Corporation, the Fund's adviser (SIMC or the Adviser). Sub-Advisers are selected for their expertise in managing various kinds of fixed income securities, and each Sub-Adviser makes investment decisions based on an analysis of yield trends, credit ratings and other factors in accordance with its particular discipline.

The Fund may also invest in futures contracts, forward contracts, options and swaps for speculative or hedging purposes. Futures contracts, forward contracts, options and swaps may be used to synthetically obtain exposure to securities or baskets of securities and to manage the Fund's interest rate duration and yield curve exposure. These derivatives may also be used to mitigate the Fund's overall level of risk and/or the Fund's risk to particular types of securities, currencies or market segments. Interest rate swaps may further be used to manage the Fund's yield spread sensitivity. When the Fund seeks to take

an active long or short position with respect to the likelihood of an event of default of a security or basket of securities, the Fund may use credit default swaps. The Fund may buy credit default swaps in an attempt to manage credit risk where the Fund has credit exposure to an issuer, and the Fund may sell credit default swaps to more efficiently gain credit exposure to a security or basket of securities.

The Sub-Advisers may also engage in currency transactions using futures and foreign currency forward contracts either to seek to hedge the Fund's currency exposure or to enhance the Fund's returns. The Fund may take long and short positions in foreign currencies in excess of the value of the Fund's assets denominated in a particular currency or when the Fund does not own assets denominated in that currency. The Fund will invest primarily in investment grade securities (those rated AAA, AA, A and BBB-). However, the Fund may also invest in non-rated securities or securities rated below investment grade (BB+, B and CCC).

The Fund may also invest a portion of its assets in bank loans, which are, generally, non-investment grade (junk bond) floating rate instruments. The Fund may invest in bank loans in the form of participations in the loans or assignments of all or a portion of the loans from third parties.

While each Sub-Adviser chooses securities of different types and maturities, the Fund, in the aggregate, generally will have a dollar-weighted average duration that is consistent with that of the broad U.S. fixed income market, as represented by the Bloomberg Barclays U.S. Aggregate Bond Index. Duration is a measure of the expected life of a fixed income security that is used to determine the sensitivity of a security's price to changes in interest rates. For example, if a fixed income security has a five-year duration, it will decrease in value by approximately 5% if interest rates rise 1% and increase in value by approximately 5% if interest rates fall 1%. Fixed income instruments with higher duration typically have higher risk and higher volatility.

The dollar-weighted average duration of the Bloomberg Barclays U.S. Aggregate Bond Index varies significantly over time, but as of December 31, 2019 it was 5.87 years.

Jennison Associates LLC, MetLife Investment Management, LLC, Metropolitan West Asset Management, LLC, Wells Capital Management Incorporated, Western Asset Management Company, LLC and Western Asset Management Company Limited serve as Sub-Advisers to the SIMT Core Fixed Income Fund.

**SIMT Dynamic Asset Allocation Fund:** The SIMT Dynamic Asset Allocation Fund seeks long-term total return. The Fund employs a dynamic investment strategy seeking to achieve, over time, a total return in excess of the broad U.S. equity market by selecting investments from among a broad range of asset classes or market exposures based upon SEI Investments Management Corporation's (SIMC or the Adviser) expectations of risk and return. Asset classes or market exposures in which the Fund may invest include U.S. and foreign equities and bonds, currencies, and investment exposures to various market characteristics such as interest rates or volatility. The Fund's sub-adviser (the Sub-Adviser) selects the Fund's securities under the general supervision of SIMC. Assets of the Fund not allocated to the Sub-Adviser are managed directly by SIMC.

The asset classes and market exposures used, and the Fund's allocations among them, are determined based on SIMC's views of fundamental, technical or valuation measures and may be dynamically adjusted (*i.e.* actively adjusted over long or short periods of time). The Fund may at any particular point in time be diversified across many exposures or concentrated in a limited number of exposures, including, possibly, a single asset class or market exposure.



Although the Fund will seek to achieve excess total return through its dynamic investment selection, it will also normally maintain, as a primary component of its strategy, passive exposure to the large capitalization U.S. equity market. To the extent that the Fund is not dynamically invested in other asset classes or market exposures, the Fund's assets will generally be passively invested in a portfolio of securities designed to track, before fees and expenses, the performance of the large capitalization U.S. equity market.

The Fund may obtain asset class or market exposures by investing directly (e.g., in equity and fixed income securities and other instruments) or indirectly (e.g., through the use of other pooled investment vehicles, a wholly-owned subsidiary or derivative instruments, principally futures contracts, forward contracts, options and swaps). The particular types of securities and other instruments in which the Fund may invest are further described below.

*Equity Securities.* The Fund may invest in equity securities, including common stocks, preferred stocks, convertible securities, warrants (including equity-linked warrants) and depositary receipts of U.S. and non-U.S. issuers (including emerging markets) of various market capitalizations and industries.

*Fixed Income Securities.* The Fund may invest in fixed income securities that are investment or non-investment grade (also known as "junk bonds"), U.S.- or foreign-issued (including emerging markets), and corporate- or government-issued. The Fund's fixed income investments may include corporate bonds and debentures, commercial paper, exchange traded notes (ETNs), money market instruments, repurchase and reverse repurchase agreements, zero coupon bonds, structured notes, obligations of foreign governments, and obligations of either supranational entities issued or guaranteed by certain banks and entities organized to restructure the outstanding debt of such issuers.

The Fund's fixed income investments may also include U.S. Treasury obligations, obligations issued by agencies or instrumentalities of the U.S. Government and Treasury Inflation Protected Securities (TIPS) and other inflation-linked debt securities of both U.S. and non-U.S. governments and corporations.

The Fund may invest in fixed, variable and floating rate fixed income instruments. The Fund's portfolio and the Fund's investments in particular fixed income securities are not subject to any maturity or duration restrictions.

*Other Instruments.* The Fund may also invest in real estate investment trusts (REITs) and securities issued by U.S. and non-U.S. real estate companies.

*Pooled Investment Vehicles.* In addition to direct investment in securities and other instruments, the Fund may invest in affiliated and unaffiliated funds, including open-end funds, money market funds, closed-end funds and exchange-traded funds (ETFs), to obtain the Fund's desired exposure to a particular asset class.

*Derivative and Commodity Instruments.* The Fund may also purchase or sell futures contracts, forward contracts, options and swaps (including swaptions, caps, floors or collars) for return enhancement or hedging purposes or to obtain the Fund's desired exposure to a particular asset class or market exposure. Futures contracts, forward contracts and swaps may be used to synthetically obtain exposure to securities or baskets of securities and to manage the Fund's interest rate duration and yield curve exposure. These derivatives may also be used to mitigate the Fund's overall level of risk and/or the Fund's exposure to the risk of particular types of securities or market segments. The Fund may purchase or sell futures contracts (and options on futures contracts) on U.S. Government securities for return enhancement and hedging purposes. The Fund may purchase and sell forward contracts on currencies

or securities for return enhancement and hedging purposes. Interest rate swaps are further used to manage the Fund's yield spread sensitivity.

Swaps may be used for return enhancement or hedging purposes. Securities index and single security swaps may be used to manage the inflation-adjusted return of the Fund or to more efficiently gain exposure to a particular security or basket of securities. The Fund may buy credit default swaps in an attempt to manage credit risk where the Fund has credit exposure to an issuer, and the Fund may sell credit default swaps to more efficiently gain credit exposure to a security or basket of securities. The Fund may also, to a lesser extent, purchase or sell put or call options on securities, indexes or currencies for return enhancement or hedging purposes or to obtain the Fund's desired exposure to a particular asset class or market exposure.

The Fund may seek to gain exposure to the commodity markets, in whole or in part, through investments in a wholly owned subsidiary of the Fund organized under the laws of the Cayman Islands (Subsidiary). The Subsidiary, unlike the Fund, may invest to a significant extent in commodities, commodity contracts, commodity investments and commodity-linked derivative instruments. The Subsidiary may also invest in other instruments in which the Fund is permitted to invest, either as investments or to serve as margin or collateral for its derivative positions. The Fund may invest up to 25% of its total assets in the Subsidiary. The Subsidiary is advised by SIMC.

*Currency Exposure.* The Fund may invest in U.S. dollar and non-U.S. dollar denominated securities. SIMC or the Sub-Adviser may also seek to enhance the Fund's return by actively managing the Fund's foreign currency exposure. In managing the Fund's currency exposure, SIMC or the Sub-Adviser may buy and sell currencies (*i.e.*, take long or short positions) using futures, options and foreign currency forward contracts. The Fund may take long and short positions in foreign currencies in excess of the value of the Fund's assets denominated in a particular currency or when the Fund does not own assets denominated in that currency. The Fund may also engage in currency transactions in an attempt to take advantage of certain inefficiencies in the currency exchange market, to increase its exposure to a foreign currency or to shift exposure to foreign currency fluctuations from one currency to another. In managing the Fund's currency exposure from foreign securities, SIMC or the Sub-Adviser may buy and sell currencies for hedging or for speculative purposes.

*Short Sales.* The Sub-Adviser may engage in short sales in an attempt to capitalize on equity securities that it or SIMC believes will underperform the market or their peers. When the Sub-Adviser sells securities short, it may invest the proceeds from the short sales in an attempt to enhance returns. This strategy may effectively result in the Fund having a leveraged investment portfolio, which results in greater potential for loss.

SSGA Funds Management, Inc. serves as Sub-Adviser to the SIMT Dynamic Asset Allocation Fund. SIMC may, to a limited extent, directly manage a portion of the SIMT Dynamic Asset Allocation Fund's assets.

**SIMT Global Managed Volatility Fund:** The SIMT Global Managed Volatility Fund seeks capital appreciation with less volatility than the broad global equity markets. The Fund will typically invest in securities of U.S. and foreign companies of all capitalization ranges. These securities may include common stocks, preferred stocks, warrants, depositary receipts, exchange-traded funds (ETFs) and real estate investment trusts (REITs). The Fund also may use futures contracts and forward contracts.

Under normal circumstances, the Fund will invest in at least three countries outside of the U.S., but will typically invest much more broadly. It is expected that at least 40% of the Fund's assets will be invested

in non-U.S. securities. The Fund will invest primarily in companies located in developed countries, but may also invest in companies located in emerging markets.

The Fund uses a multi-manager approach, relying on a number of sub-advisers (each, a Sub-Adviser and collectively, the Sub-Advisers) with differing investment philosophies to manage portions of the Fund's portfolio under the general supervision of SEI Investments Management Corporation, the Fund's adviser (SIMC or the Adviser). This approach is intended to manage the risk characteristics of the Fund. The Fund seeks to achieve an absolute return of the broad global equity markets, but with a lower absolute volatility. Over the long term, the Fund is expected to achieve a return similar to that of the MSCI World Index, but with a lower level of volatility. However, given that the Fund's investment strategy focuses on absolute return and risk, the Fund's country, sector and market capitalization exposures will typically vary from the index and may cause significant performance deviations relative to the index over shorter-term periods. The Fund seeks to achieve lower volatility by constructing a portfolio of securities that the Sub-Advisers believe will produce a less volatile return than the market over time. Each Sub-Adviser effectively weighs securities based on their total expected risk and return without regard to market capitalization and industry.

In managing the Fund's currency exposure from foreign securities, the Fund may buy and sell futures or forward contracts on currencies for hedging purposes.

Acadian Asset Management LLC and Wells Capital Management Incorporated serve as Sub-Advisers to the SIMT Global Managed Volatility Fund.

**SIMT High Yield Bond Fund:** The SIMT High Yield Bond Fund seeks total return. Under normal circumstances, the Fund will invest at least 80% of its net assets (plus the amount of any borrowings for investment purposes) in high yield fixed income securities. The Fund will invest primarily in fixed income securities rated below investment grade (junk bonds), including corporate bonds and debentures, convertible and preferred securities, zero coupon obligations and tranches of collateralized debt obligations (CDOs) and collateralized loan obligations (CLOs).

The Fund uses a multi-manager approach, relying upon a number of sub-advisers (each, a Sub-Adviser and collectively, the Sub-Advisers) with differing investment philosophies to manage portions of the Fund's portfolio under the general supervision of SEI Investments Management Corporation, the Fund's adviser (SIMC or the Adviser). Assets of the Fund not allocated to Sub-Advisers are managed directly by SIMC. In managing the Fund's assets, the Sub-Advisers and, to the extent applicable, SIMC, seek to select securities that offer a high current yield as well as total return potential. The Fund seeks to have a portfolio of securities that is diversified as to issuers and industries. The Fund's average weighted maturity may vary, but will generally not exceed ten years. There is no limit on the maturity or credit quality of any individual security in which the Fund may invest.

As noted above, the Fund will invest primarily in securities rated BB, B, CCC, CC, C and D. However, it may also invest in non-rated securities or securities rated investment grade (AAA, AA, A and BBB). The Fund may also invest in exchange-traded funds (ETFs) to gain exposure to a particular portion of the market while awaiting an opportunity to purchase securities directly. The Fund may also invest a portion of its assets in bank loans, which are, generally, non-investment grade (junk bond) floating rate instruments. The Fund may invest in bank loans in the form of participations in the loans or assignments of all or a portion of the loans from third parties.

The Fund may also invest in futures contracts and swaps for speculative or hedging purposes. Futures, forwards and swaps are used to synthetically obtain exposure to securities or baskets of securities and to manage the Fund's interest rate duration and yield curve exposure. These derivatives are also used to mitigate the Fund's overall level of risk and/or the Fund's risk to particular types of securities, currencies or market segments. Interest rate swaps are further used to manage the Fund's yield spread sensitivity. When the Fund seeks to take an active long or short position with respect to the likelihood of an event of default of a security or basket of securities, the Fund may use credit default swaps. The Fund may buy credit default swaps in an attempt to manage credit risk where the Fund has credit exposure to an issuer and the Fund may sell credit default swaps to more efficiently gain credit exposure to such security or basket of securities.

Ares Management LLC, Benefit Street Partners L.L.C., Brigade Capital Management, LP, J.P. Morgan Investment Management Inc. and T. Rowe Price Associates, Inc. serve as Sub-Advisers to the SIMT High Yield Bond Fund. SIMC may, to a limited extent, directly manage a portion of the SIMT High Yield Bond Fund's assets.

**SIMT Large Cap Fund:** The SIMT Large Cap Fund seeks long-term growth of capital and income. Under normal circumstances, the Fund will invest at least 80% of its net assets (plus the amount of any borrowings for investment purposes) in equity securities of large companies. For purposes of this Fund, a large company is a company with a market capitalization in the range of companies in the Russell 1000 Index (between \$824 million and \$1.3 trillion as of December 31, 2019) at the time of purchase. The market capitalization range and the composition of the Russell 1000 Index are subject to change. The Fund will invest primarily in common stocks, preferred stocks, warrants, American Depositary Receipts (ADRs), real estate investment trusts (REITs) and exchange-traded funds (ETFs). The Fund may also, to a lesser extent, invest in common and preferred stocks of small capitalization companies. The Fund may invest up to 20% of its assets in foreign securities.

The Fund uses a multi-manager approach, relying primarily on a number of sub-advisers (each, a Sub-Adviser and collectively, the Sub-Advisers) with differing investment philosophies and strategies to manage portions of the Fund's portfolio under the general supervision of SEI Investments Management Corporation, the Fund's adviser (SIMC or the Adviser). Assets of the Fund not allocated to Sub-Advisers are managed directly by SIMC. In managing its portion of the Fund's assets, SIMC or each Sub-Adviser may apply a variety of quantitative and/or fundamental investment styles. A quantitative investment style generally involves a systematic or rules-based approach to selecting investments based on specific measurable factors. A fundamental investment style generally involves selecting investments through research and analysis of financial statements, relevant industry and economic data, or other characteristics.

The Fund implements the investment recommendations of SIMC and the Sub-Advisers through the use of an overlay manager appointed by SIMC. Each Sub-Adviser and SIMC provides a model portfolio to the overlay manager on an ongoing basis that represents that Sub-Adviser's or SIMC's recommendation as to the securities to be purchased, sold or retained by the Fund. The overlay manager then constructs a portfolio for the Fund that represents the aggregation of the model portfolios of the Sub-Advisers and SIMC, with the weighting of each Sub-Adviser's model in the total portfolio determined by SIMC.

Pursuant to direction from SIMC, the overlay manager has limited authority to vary from the models. For example, SIMC may direct the overlay manager to adjust the portfolio to implement SIMC's forward looking views regarding various portfolio characteristics or factors, or for risk management purposes.

The overlay manager may also vary the portfolio implementation to seek trading cost efficiencies, loss harvesting, portfolio rebalancing or other portfolio construction objectives as directed by SIMC.

Brandywine Global Investment Management, LLC, Ceredex Value Advisors LLC, Coho Partners, Ltd., Fred Alger Management, Inc, LSV Asset Management, Mar Vista Investment Partners, LLC and Parametric Portfolio Associates LLC serve as Sub-Advisers to the SIMT Large Cap Fund. SIMC may, to a limited extent, directly manage a portion of the SIMT Large Cap Fund's assets.

**SIMT Large Cap Growth Fund:** The SIMT Large Cap Growth Fund seeks capital appreciation. Under normal circumstances, the Fund will invest at least 80% of its net assets (plus the amount of any borrowings for investment purposes) in equity securities of large companies. The Fund will primarily seek to purchase securities believed to have attractive growth and appreciation potential. For purposes of this Fund, a large company is a company with a market capitalization in the range of companies in the Russell 1000 Growth Index (between \$1.2 billion and \$1.3 trillion as of December 31, 2019) at the time of purchase. The market capitalization range and the composition of the Russell 1000 Growth Index are subject to change. The Fund will invest primarily in common stocks, preferred stocks, warrants, American Depositary Receipts (ADRs), real estate investment trusts (REITs) and exchange-traded funds (ETFs). The Fund may also, to a lesser extent, invest in common and preferred stocks of small capitalization companies. The Fund may invest up to 20% of its assets in foreign securities.

The Fund uses a multi-manager approach, relying primarily on a number of sub-advisers (each, a Sub-Adviser and collectively, the Sub-Advisers) with differing investment philosophies and strategies to manage portions of the Fund's portfolio under the general supervision of SEI Investments Management Corporation, the Fund's adviser (SIMC or the Adviser). Assets of the Fund not allocated to Sub-Advisers are managed directly by SIMC. In managing its portion of the Fund's assets, SIMC or each Sub-Adviser may apply a variety of quantitative and/or fundamental investment styles. A quantitative investment style generally involves a systematic or rules-based approach to selecting investments based on specific measurable factors. A fundamental investment style generally involves selecting investments through research and analysis of financial statements, relevant industry and economic data, or other characteristics.

The Fund implements the investment recommendations of SIMC and the Sub-Advisers through the use of an overlay manager appointed by SIMC. Each Sub-Adviser and SIMC provides a model portfolio to the overlay manager on an ongoing basis that represents that Sub-Adviser's or SIMC's recommendation as to the securities to be purchased, sold or retained by the Fund. The overlay manager then constructs a portfolio for the Fund that represents the aggregation of the model portfolios of the Sub-Advisers and SIMC, with the weighting of each Sub-Adviser's model in the total portfolio determined by SIMC.

Pursuant to direction from SIMC, the overlay manager has limited authority to vary from the models. For example, SIMC may direct the overlay manager to adjust the portfolio to implement SIMC's forward looking views regarding various portfolio characteristics or factors, or for risk management purposes. The overlay manager may also vary the portfolio implementation to seek trading cost efficiencies, loss harvesting, portfolio rebalancing or other portfolio construction objectives as directed by SIMC.

Fiera Capital Inc., Fred Alger Management, LLC, McKinley Capital Management, LLC and Parametric Portfolio Associates LLC serve as Sub-Advisers to the SIMT Large Cap Growth Fund. SIMC may, to a limited extent, directly manage a portion of the SIMT Large Cap Growth Fund's assets.

**SIMT Large Cap Value Fund:** The SIMT Large Cap Value Fund seeks long-term growth of capital and income. Under normal circumstances, the Fund will invest at least 80% of its net assets (plus the amount of any borrowings for investment purposes) in equity securities of large companies. The Fund will primarily seek to purchase securities believed to be attractively valued in relation to various measures, which may include earnings, capital structure or return on invested capital. For purposes of this Fund, a large company is a company with a market capitalization in the range of companies in the Russell 1000 Value Index (between \$824 million and \$554 billion as of December 31, 2019) at the time of purchase. The market capitalization range and the composition of the Russell 1000 Value Index are subject to change. The Fund will invest primarily in common stocks, preferred stocks, warrants, American Depositary Receipts (ADRs), real estate investment trusts (REITs) and exchange-traded funds (ETFs). The Fund may also, to a lesser extent, invest in common and preferred stocks of small capitalization companies. The Fund may invest up to 20% of its assets in foreign securities.

The Fund uses a multi-manager approach, relying primarily on a number of sub-advisers (each, a Sub-Adviser and collectively, the Sub-Advisers) with differing investment philosophies and strategies to manage portions of the Fund's portfolio under the general supervision of SEI Investments Management Corporation, the Fund's adviser (SIMC or the Adviser). Assets of the Fund not allocated to Sub-Advisers are managed directly by SIMC. In managing its portion of the Fund's assets, SIMC or each Sub-Adviser may apply a variety of quantitative and/or fundamental investment styles. A quantitative investment style generally involves a systematic or rules-based approach to selecting investments based on specific measurable factors. A fundamental investment style generally involves selecting investments through research and analysis of financial statements, relevant industry and economic data, or other characteristics.

The Fund implements the investment recommendations of SIMC and the Sub-Advisers through the use of an overlay manager appointed by SIMC. Each Sub-Adviser and SIMC provides a model portfolio to the overlay manager on an ongoing basis that represents that Sub-Adviser's or SIMC's recommendation as to the securities to be purchased, sold or retained by the Fund. The overlay manager then constructs a portfolio for the Fund that represents the aggregation of the model portfolios of the Sub-Advisers and SIMC, with the weighting of each Sub-Adviser's model in the total portfolio determined by SIMC.

Pursuant to direction from SIMC, the overlay manager has limited authority to vary from the models. For example, SIMC may direct the overlay manager to adjust the portfolio to implement SIMC's forward looking views regarding various portfolio characteristics or factors, or for risk management purposes. The overlay manager may also vary the portfolio implementation to seek trading cost efficiencies, loss harvesting, portfolio rebalancing or other portfolio construction objectives as directed by SIMC.

Brandywine Global Investment Management, LLC, LSV Asset Management, Parametric Portfolio Associates LLC and Schafer Cullen Capital Management Inc serve as Sub-Advisers to the SIMT Large Cap Value Fund. SIMC may, to a limited extent, directly manage a portion of the SIMT Large Cap Value Fund's assets.

**SIMT Multi-Asset Accumulation Fund:** The SIMT Multi-Asset Accumulation Fund seeks total return, including capital appreciation and income. Under normal circumstances, the Fund will seek to generate total return over time by selecting investments from among a broad range of asset classes based upon SEI Investments Management Corporation's (SIMC) or the sub-adviser's (each, a Sub-Adviser and collectively, the Sub-Advisers) expectations of risk and return. The asset classes used and the Fund's allocations among asset classes will be determined based on SIMC's or the Sub-Adviser's views of



fundamental, technical or valuation measures. The Fund's allocations among asset classes may be adjusted over short periods of time. At any point in time, the Fund may be diversified across many asset classes or concentrated in a limited number of asset classes. The Fund may obtain its exposures to the asset classes by investing directly in securities and other investments or indirectly through the use of other pooled investment vehicles and derivative instruments.

The Fund uses a multi-manager approach under the general supervision of SIMC, allocating its assets among one or more Sub-Advisers using different investment strategies. SIMC may also directly manage a portion of the Fund's portfolio.

The Fund may allocate all or a portion of its assets using a "risk parity" approach that seeks to balance risk across all capital market exposures, which may result in asset classes with lower perceived risk having a greater notional allocation within the Fund's portfolio than asset classes with higher perceived risk. Notional allocation refers to the Fund's use of one or more derivative contracts to attempt to obtain exposure to a potential gain or loss on the market value of the instruments underlying the Fund's derivative contracts (e.g., a security, currency or commodity (or a basket or index)). The market value of such underlying instruments generally exceeds the amount of cash or assets required to establish or maintain the derivative contracts. In addition, the Fund may further adjust asset allocations and capital market exposures based on realized and expected measures of volatility with the goal of managing the Fund's volatility. This may result in the Fund increasing capital market exposures during periods of perceived falling risk and decreasing capital market exposures during periods of perceived rising risk.

The Fund may invest in equity securities, including common stocks, preferred stocks, convertible securities, warrants and depository receipts of U.S. and non-U.S. issuers (including emerging markets) of various market capitalizations and industries.

The Fund may invest in fixed income securities that are investment or non-investment grade (also known as junk bonds), U.S.- or foreign-issued (including emerging markets) and corporate- or government-issued.

The Fund's fixed income investments may include asset-backed securities, mortgage-backed securities, corporate bonds and debentures, commercial paper, exchange traded notes (ETNs), money market instruments, mortgage dollar rolls, repurchase and reverse repurchase agreements, when issued/delayed delivery securities, zero coupon bonds, obligations of foreign governments and obligations of either supranational entities issued or guaranteed by certain banks and entities organized to restructure the outstanding debt of such issuers. The Fund's fixed income investments may also include obligations of U.S. and foreign banks, such as certificates of deposit and time deposits, U.S. Treasury obligations, obligations issued by agencies or instrumentalities of the U.S. Government (including obligations not guaranteed by the U.S. Treasury), such as obligations issued by U.S. Government sponsored entities, and Treasury Inflation Protected Securities (TIPS) and other inflation-linked debt securities of both U.S. and non-U.S. governments and corporations. The Fund may invest in fixed, variable and floating rate fixed income instruments. The Fund's portfolio and the Fund's investments in particular fixed income securities are not subject to any maturity or duration restrictions.

The Fund may also invest a portion of its assets in bank loans, which are, generally, non-investment grade floating rate instruments, in the form of participations in the loans or assignments of all or a portion of the loans from third parties.

In addition to direct investment in securities and other instruments, the Fund may invest in affiliated and unaffiliated funds, subject to the limitations of the Investment Company Act of 1940, as amended (1940 Act). Such investment may include open-end funds, money market funds, closed-end funds and exchange-traded funds (ETFs) (including leveraged and inverse ETFs). The Fund may also invest in real estate investment trusts (REITs) and securities issued by U.S. and non-U.S. real estate companies.

A portion of the Fund's assets may also be invested in commodity investments to provide exposure to the investment returns of the commodities markets. Commodity investments include notes with interest payments that are tied to an underlying commodity or commodity index, ETFs or other exchange-traded products that are tied to the performance of a commodity or commodity index or other types of investment vehicles or instruments that provide returns that are tied to commodities or commodity indexes. The Fund may also invest in equity securities of issuers in commodity-related industries.

The Fund may also seek to gain exposure to the commodity markets, in whole or in part, through investments in a wholly owned subsidiary of the Fund organized under the laws of the Cayman Islands (Subsidiary). The Subsidiary, unlike the Fund, may invest to a significant extent in commodities, commodity contracts and commodity investments (including through derivatives). The Subsidiary may also invest in other instruments in which the Fund is permitted to invest, either as investments or to serve as margin or collateral for its derivative positions. The Fund may invest up to 25% of its total assets in the Subsidiary. The Subsidiary is advised by SIMC.

The Fund, either directly or through its investment in the Subsidiary, may also purchase or sell futures contracts, options, forward contracts and swaps to obtain the Fund's desired exposure to an asset class or for return enhancement or hedging purposes. Futures contracts, forward contracts, options and swaps may be used to synthetically obtain exposure to securities or baskets of securities and to manage the Fund's interest rate duration and yield curve exposure. Due to the Fund's structure and level of turnover, derivative instruments may be an efficient method of obtaining exposure to various types of markets. Interest rate swaps are further used to manage the Fund's yield spread sensitivity. Securities index swaps may be used to obtain exposure to different U.S. and foreign equity markets. Futures and swaps on futures may be used to gain exposure to U.S. and foreign sovereign bond markets, equity markets and commodities markets. The Fund may sell credit default swaps to more efficiently gain credit exposure to a security or basket of securities.

The Fund may invest in U.S. dollar and non-U.S. dollar denominated securities. The Sub-Advisers may also seek to enhance the Fund's return by actively managing the Fund's foreign currency exposure. In managing the Fund's currency exposure, the Sub-Advisers may buy and sell currencies (*i.e.*, take long or short positions) using futures and foreign currency forward contracts. The Fund may take long and short positions in foreign currencies in excess of the value of the Fund's assets denominated in a particular currency or when the Fund does not own assets denominated in that currency. The Fund may also engage in currency transactions in an attempt to take advantage of certain inefficiencies in the currency exchange market, to increase its exposure to a foreign currency or to shift exposure to foreign currency fluctuations from one currency to another. In managing the Fund's currency exposure from foreign securities, the Sub-Advisers may buy and sell currencies for hedging or for speculative purposes.

AQR Capital Management, LLC and PanAgora Asset Management Inc. serve as Sub-Advisers to the SIMT Multi-Asset Accumulation Fund.

**SIMT Multi-Asset Capital Stability Fund:** The SIMT Multi-Asset Capital Stability Fund seeks to manage risk of a loss while providing current income and an opportunity for capital appreciation. Under normal



circumstances, the Fund will attempt to manage the risk of loss while still seeking to generate some growth by selecting investments from among a broad range of asset classes. Managing the risk of loss does not mean preventing losses, but rather managing the Fund in a manner intended to limit the level of losses that the Fund could incur over any particular period. The Fund's investments are expected to include U.S. debt obligations and investment grade bonds, and, to a lesser extent, riskier asset classes as detailed below, such as equities and non-investment grade securities (also known as junk bonds). The asset classes used and the Fund's allocations among asset classes will be determined based on SEI Investments Management Corporation's (SIMC) or the sub-adviser's (each, a Sub-Adviser and collectively, the Sub-Advisers) views of fundamental, technical or valuation measures. The Fund's allocations among asset classes may be adjusted over short periods of time. At any point in time, the Fund may be diversified across many asset classes or concentrated in a limited number of asset classes. The Fund may obtain its exposures to the asset classes by investing directly in securities and other investments or indirectly through the use of other pooled investment vehicles and derivative instruments. Due to its investment strategy, the Fund may buy and sell securities and other instruments frequently.

The Fund uses a multi-manager approach under the general supervision of SIMC, allocating its assets among one or more Sub-Advisers using different investment strategies. SIMC may also directly manage a portion of the Fund's portfolio.

The Fund may allocate all or a portion of its assets using a "risk parity" approach that seeks to balance anticipated drawdown risk (peak-to-trough decline in asset value) across all capital market exposures in the Fund. This approach may result in asset classes with lower perceived drawdown risk, e.g. high-quality government bonds, having a greater notional allocation within the Fund's portfolio than they would otherwise receive in a non-risk parity approach. Notional allocation generally refers to the Fund's use of one or more derivative contracts to obtain exposure to a potential gain or loss on the market value of the instruments underlying the Fund's derivative contracts (e.g., a security, basket of securities or index). The market value of such underlying instruments generally exceeds the amount of cash or assets required to establish or maintain the derivative contracts.

The Fund may further adjust asset allocations and capital market exposures based on realized and expected measures of drawdown risk with the goal of managing the Fund's total drawdown risk. This may result in the Fund increasing capital market exposures during periods of perceived falling drawdown risk and decreasing capital market exposures during periods of perceived rising drawdown risk.

The Fund may invest in equity securities, including common stocks, preferred stocks, convertible securities, and warrants, of U.S. and non-U.S. issuers (including emerging markets) of various market capitalizations and industries.

The Fund may invest in fixed income securities that are investment or non-investment grade (also known as junk bonds), U.S.- or foreign-issued (including emerging markets) and corporate- or government-issued. The Fund's fixed income investments may include asset-backed securities, mortgage-backed securities, corporate bonds and debentures, commercial paper, exchange traded notes (ETNs), money market instruments, mortgage dollar rolls, repurchase and reverse repurchase agreements, when issued/delayed delivery securities, zero coupon bonds, obligations of foreign governments and obligations of supranational entities issued or guaranteed by certain banks, as well as entities organized to restructure the outstanding debt of such issuers. The Fund's fixed income

investments may also include U.S. Treasury obligations, obligations issued by agencies or instrumentalities of the U.S. Government (including obligations not guaranteed by the U.S. Treasury), such as obligations issued by U.S. Government sponsored entities, Treasury Inflation Protected Securities (TIPS) and other inflation-linked debt securities and obligations of U.S. and foreign commercial banks, such as certificates of deposit and time deposits. The Fund may invest in fixed, variable and floating rate fixed income instruments. The Fund's portfolio and the Fund's investments in particular fixed income securities are not subject to any maturity or duration restrictions.

The Fund may also invest a portion of its assets in bank loans, which are, generally, non-investment grade floating rate instruments, in the form of participations in the loans or assignments of all or a portion of the loans from third parties.

In addition to direct investment in securities and other instruments, the Fund may invest in affiliated and unaffiliated funds, subject to the limitations of the Investment Company Act of 1940, as amended (1940 Act). Such investment may include open-end funds, money market funds, closed-end funds and exchange-traded funds (ETFs) (including leveraged and inverse ETFs). The Fund may also invest in real estate investment trusts (REITs) and securities issued by U.S. and non-U.S. real estate companies.

The Fund may also purchase or sell futures contracts, options, forward contracts and swaps to obtain the Fund's desired exposure to an asset class or for return enhancement or hedging purposes. Due to the Fund's structure and level of turnover, derivative instruments may be an efficient method of obtaining exposure to various types of markets. Futures contracts may be used to gain exposure to U.S. and foreign sovereign bond markets. Index futures and securities index swaps may be used to gain exposure to U.S. and foreign equity markets. Interest rate swaps may be used to manage the Fund's yield spread sensitivity. Options may be used to gain exposure to or hedge risks in U.S. and foreign equity and fixed income markets. The Fund may buy credit default swaps in an attempt to manage credit risk where the Fund has credit exposure to an issuer, and the Fund may sell credit default swaps to more efficiently gain credit exposure to a security or basket of securities. Foreign currency forward rate agreements may be used to hedge all or a portion of the currency risk resulting from investments in non-U.S. equity and fixed income securities.

The Fund may invest in U.S. dollar and non-U.S. dollar denominated securities. The Sub-Advisers may also seek to enhance the Fund's return by actively managing the Fund's foreign currency exposure. In managing the Fund's currency exposure, the Sub-Advisers may buy and sell currencies (*i.e.*, take long or short positions) using futures contracts, foreign currency forward contracts and options. The Fund may take long and short positions in foreign currencies in excess of the value of the Fund's assets denominated in a particular currency or when the Fund does not own assets denominated in that currency. The Fund may also engage in currency transactions in an attempt to take advantage of certain inefficiencies in the currency exchange market, to increase its exposure to a foreign currency or to shift exposure to foreign currency fluctuations from one currency to another. In managing the Fund's currency exposure from foreign securities, the Sub-Advisers may buy and sell currencies for hedging or for speculative purposes.

AllianceBernstein L.P. and Janus Capital Management LLC serve as Sub-Advisers to the SIMT Multi-Asset Capital Stability Fund.

**SIMT Multi-Asset Income Fund:** The SIMT Multi-Asset Income Fund seeks total return with an emphasis on current income. Under normal circumstances, the Fund will seek to generate total return with an emphasis on income by selecting investments from among a broad range of asset classes based upon

SEI Investments Management Corporation's (SIMC) or the sub-adviser's (each, a Sub-Adviser and collectively, the Sub-Advisers) expectations for income and, to a lesser extent, capital appreciation. The asset classes used and the Fund's allocations among asset classes will be determined based on SIMC's or the Sub-Adviser's views of fundamental, technical or valuation measures. The Fund's allocations among asset classes may be adjusted over short periods of time. At any point in time, the Fund may be diversified across many asset classes or concentrated in a limited number of asset classes. The Fund may obtain its exposures to the asset classes by investing directly in securities and other investments or indirectly through the use of other pooled investment vehicles and derivative instruments. Due to its investment strategy, the Fund may buy and sell securities and other instruments frequently.

The Fund uses a multi-manager approach under the general supervision of SIMC, allocating its assets among one or more Sub-Advisers using different investment strategies. SIMC may also directly manage a portion of the Fund's portfolio.

The Fund may invest in equity securities, including common stocks, preferred stocks, convertible securities, warrants and depository receipts, of U.S. and non-U.S. issuers (including emerging markets) of various market capitalizations and industries.

The Fund may invest in fixed income securities that are investment or non-investment grade (also known as junk bonds), U.S.- or foreign-issued (including emerging markets) and corporate- or government-issued. The Fund may invest in a wide range of fixed income investments, including asset-backed securities, mortgage-backed securities, collateralized debt and collateralized loan obligations (CDOs and CLOs, respectively), corporate and municipal bonds and debentures, structured notes, construction loans, commercial paper, exchange traded notes (ETNs), money market instruments, mortgage dollar rolls, repurchase and reverse repurchase agreements, when issued/delayed delivery securities, zero coupon bonds, obligations of foreign governments and obligations of supranational entities issued or guaranteed by certain banks. The Fund's fixed income investments may also include U.S. Treasury obligations, obligations issued by agencies or instrumentalities of the U.S. Government (including obligations not guaranteed by the U.S. Treasury), such as obligations issued by U.S. Government sponsored entities, and Treasury Inflation Protected Securities (TIPS) and other inflation-linked debt securities. The Fund may invest in fixed, variable and floating rate fixed income instruments. The Fund's portfolio and the Fund's investments in particular fixed income securities are not subject to any maturity or duration restrictions.

The Fund may invest up to 25% of its assets in master limited partnership units (MLPs) and may also invest a portion of its assets in bank loans, which are, generally, non-investment grade floating rate instruments, in the form of participations in the loans or assignments of all or a portion of the loans from third parties.

In addition to direct investment in securities and other instruments, the Fund may invest in affiliated and unaffiliated funds, subject to the limitations of the Investment Company Act of 1940, as amended (1940 Act). Such investment may include open-end funds, money market funds, closed-end funds and exchange-traded funds (ETFs) (including leveraged and inverse ETFs). The Fund may also invest in real estate investment trusts (REITs) and securities issued by U.S. and non-U.S. real estate companies.

The Fund may also purchase or sell futures contracts, options, forward contracts and swaps to obtain the Fund's desired exposure to an asset class or for return enhancement or hedging purposes, including currency or interest rate exposure. Futures contracts and forward contracts may be used to synthetically obtain exposure to securities or baskets of securities. The Fund may use total return swaps

to efficiently obtain exposure to segments of the equity or fixed income markets when other means of obtaining exposure, such as through an ETF, are suboptimal. Interest rate swaps may be used to manage the Fund's yield spread sensitivity. The Fund may write (sell) or purchase call options or put options on a security or a basket of securities, and such options may be covered or uncovered (or "naked"). The purchaser of a call option will pay the Fund a premium for undertaking the obligations under the option contract. Options may also provide a partial hedge to another position of the Fund. The Fund may buy credit default swaps in an attempt to manage credit risk where the Fund has credit exposure to an issuer, and the Fund may sell credit default swaps to more efficiently gain credit exposure to a security or basket of securities.

The Fund may invest in U.S. dollar and non-U.S. dollar denominated securities. The Sub-Advisers may also seek to enhance the Fund's return by actively managing the Fund's foreign currency exposure. In managing the Fund's currency exposure, the Sub-Advisers may buy and sell currencies (*i.e.*, take long or short positions) using futures and foreign currency forward contracts. The Fund may take long and short positions in foreign currencies in excess of the value of the Fund's assets denominated in a particular currency or when the Fund does not own assets denominated in that currency. The Fund may also engage in currency transactions in an attempt to take advantage of certain inefficiencies in the currency exchange market, to increase its exposure to a foreign currency or to shift exposure to foreign currency fluctuations from one currency to another. In managing the Fund's currency exposure from foreign securities, the Sub-Advisers may buy and sell currencies for hedging or for speculative purposes.

Goldman Sachs Asset Management, L.P., SSGA Funds Management, Inc., Western Asset Management Company, LLC and Western Asset Management Company Limited serve as Sub-Advisers to the SIMT Multi-Asset Income Fund.

**SIMT Multi-Asset Inflation Managed Fund:** The SIMT Multi-Asset Inflation Managed Fund seeks total return exceeding the rate of inflation. Under normal circumstances, the Fund will seek to generate "real return" (*i.e.*, total returns that exceed the rate of inflation over a full market cycle, regardless of market conditions) by selecting investments from among a broad range of asset classes, including fixed income and equity securities and commodity investments. The asset classes used and the Fund's allocations among asset classes will be determined based on SEI Investments Management Corporation's (SIMC's) or the sub-advisers' (each, a Sub-Adviser and collectively, the Sub-Advisers) views of fundamental, technical or valuation measures. The Fund's allocations among asset classes may be adjusted over short periods of time. At any point in time, the Fund may be diversified across many asset classes or concentrated in a limited number of asset classes. The Fund may obtain its exposures to the asset classes by investing directly in securities and other investments or indirectly through the use of other pooled investment vehicles and derivative instruments.

The Fund uses a multi-manager approach under the general supervision of SIMC, allocating its assets among one or more Sub-Advisers using different investment strategies. SIMC may also directly manage a portion of the Fund's portfolio.

Equity securities may include common or preferred stocks, warrants, rights, depositary receipts, equity-linked securities and other equity interests. The Fund may invest in securities of issuers of any market capitalization and may invest in both foreign and domestic equity securities. In addition to direct investment in securities and other instruments, the Fund may invest in affiliated and unaffiliated funds, including open-end funds, closed-end funds and exchange-traded funds (ETFs). The Fund may also invest in real estate investment trusts (REITs) and U.S. and non-U.S. real estate companies.

In addition to direct investment in securities and other instruments, the Fund may invest in affiliated and unaffiliated funds, subject to the limitations of the Investment Company Act of 1940, as amended (1940 Act). Such investment may include open-end funds, money market funds, closed-end funds and ETFs (including leveraged and inverse ETFs). The Fund may also invest in REITs and securities issued by U.S. and non-U.S. real estate companies.

The Fund may invest in fixed income securities that are investment or non-investment grade (also known as junk bonds), U.S.- or foreign-issued (including emerging markets), and corporate- or government-issued. The Fund may invest in a wide range of fixed income investments, including obligations of U.S. and foreign commercial banks, such as certificates of deposit, time deposits, bankers' acceptances and bank notes, obligations of foreign governments, U.S. and foreign corporate debt securities, including commercial paper, and fully collateralized repurchase and reverse repurchase agreements with highly rated counterparties (those rated A or better) and securitized issues such as mortgage-backed securities, asset-backed securities, commercial mortgage-backed securities and collateralized debt obligations (CDOs). The Fund's fixed income investments may also include U.S. Treasury obligations, obligations issued by agencies or instrumentalities of the U.S. Government (including obligations not guaranteed by the U.S. Treasury), such as obligations issued by U.S. Government sponsored entities, Treasury Inflation Protected Securities (TIPS) and other inflation-linked debt securities, and municipal bonds and debentures. The Fund may invest in fixed, variable and floating rate fixed income instruments. The Fund's portfolio and the Fund's investments in particular fixed income securities are not subject to any maturity or duration restrictions. The Fund may also enter into repurchase or reverse repurchase agreements with respect to its investment in the fixed income securities listed above and may use the cash received to enter into a short position on U.S. Treasury bonds.

A portion of the Fund's assets may also be invested in commodity investments to provide exposure to the investment returns of the commodities markets. Commodity investments include notes with interest payments that are tied to an underlying commodity or commodity index, ETFs or other exchange-traded products that are tied to the performance of a commodity or commodity index or other types of investment vehicles or instruments that provide returns that are tied to commodities or commodity indexes. The Fund may also invest in equity securities of issuers in commodity-related industries.

The Fund may also seek to gain exposure to the commodity markets, in whole or in part, through investments in a wholly owned subsidiary of the Fund organized under the laws of the Cayman Islands (Subsidiary). The Subsidiary, unlike the Fund, may invest to a significant extent in commodities, commodity contracts and commodity investments (including through derivative instruments). The Subsidiary may also invest in other instruments in which the Fund is permitted to invest, either as investments or to serve as margin or collateral for its derivative positions. The Fund may invest up to 25% of its total assets in the Subsidiary. The Subsidiary is advised by SIMC.

The Fund, either directly or through its investment in the Subsidiary, may also purchase or sell futures contracts, options, forward contracts and swaps to obtain the Fund's desired exposure to an asset class or for return enhancement or hedging purposes. Interest rate futures contracts are primarily used to hedge interest rate risk in the Fund's U.S. bond holdings. Commodity futures contracts are primarily used to obtain exposure to a diversified set of commodity markets. Interest rate swaps and swaps on indexes may further be used to manage the Fund's interest rate risk or may be used to manage the inflation-adjusted return of the Fund. The Fund may buy credit default swaps in an attempt to manage credit risk where the Fund has credit exposure to an issuer, and the Fund may sell credit default swaps

to more efficiently gain credit exposure to a security or basket of securities. Options may be used to gain exposure to or hedge exposures in the equity and commodity markets. Foreign currency forward rate agreements may be used to hedge all or a portion of the currency risk resulting from investments in non-U.S. equity and fixed income securities.

The Fund may invest in U.S. dollar and non-U.S. dollar denominated securities. The Sub-Advisers may also seek to enhance the Fund's return by actively managing the Fund's foreign currency exposure. In managing the Fund's currency exposure, the Sub-Advisers may buy and sell currencies (*i.e.*, take long or short positions) using futures and foreign currency forward contracts. The Fund may take long and short positions in foreign currencies in excess of the value of the Fund's assets denominated in a particular currency or when the Fund does not own assets denominated in that currency. The Fund may also engage in currency transactions in an attempt to take advantage of certain inefficiencies in the currency exchange market, to increase its exposure to a foreign currency or to shift exposure to foreign currency fluctuations from one currency to another. In managing the Fund's currency exposure from foreign securities, the Sub-Advisers may buy and sell currencies for hedging or for speculative purposes.

The Sub-Advisers may engage in short sales in an attempt to capitalize on equity securities that it believes will underperform the market or their peers. When a Sub-Adviser sells securities short, it may invest the proceeds from the short sales in an attempt to enhance returns. This strategy may effectively result in the Fund having a leveraged investment portfolio, which results in greater potential for loss.

AllianceBernstein L.P. and QS Investors, LLC serve as Sub-Advisers to the SIMT Multi-Asset Inflation Managed Fund.

**SIMT Real Return Fund:** The SIMT Real Return Fund seeks total return exceeding the rate of inflation. The Fund seeks to produce a return similar to that of the Bloomberg Barclays 1-5 Year U.S. Treasury Inflation-Protected Securities (TIPS) Index, which is the Fund's benchmark index.

Under normal circumstances, the Fund will invest a significant portion of its assets in investment grade fixed income securities, including inflation-indexed bonds of varying maturities issued by the U.S. Treasury, other U.S. Government agencies and instrumentalities. An inflation-indexed bond is a bond that is structured so that its principal value will change with inflation. TIPS are a type of inflation-indexed bond in which the Fund may invest. The Fund's exposure to fixed income securities is not restricted by maturity requirements.

The Fund may also invest in securities issued or guaranteed by the U.S. Government and its agencies and instrumentalities and obligations of U.S. and foreign commercial banks, such as time deposits, U.S. and foreign corporate debt including commercial paper; and securitized issues, such as mortgage-backed securities issued by U.S. Government agencies. Although the Real Return Fund is able to use a multi-manager approach under the general supervision of SEI Investments Management Corporation (SIMC or the Adviser) whereby Fund assets would be allocated among multiple sub-advisers (each, a Sub-Adviser and collectively, the Sub-Advisers), the Fund's assets currently are managed directly by SIMC.

**SIMT Small Cap Fund:** The SIMT Small Cap Fund seeks capital appreciation. Under normal circumstances, the Fund will invest at least 80% of its net assets (plus the amount of any borrowings for investment purposes) in equity securities (both common and preferred stocks) of small companies, including exchange-traded funds (ETFs) based on small capitalization indexes and securities of real estate investment trusts (REITs). For purposes of this Fund, a small company is a company with a market



capitalization in the range of companies in the Russell 2000 Index (between \$13 million and \$8.3 billion as of December 31, 2019), as determined at the time of purchase. The market capitalization range and the composition of the Russell 2000 Index are subject to change. The Fund may also invest in warrants and, to a lesser extent, in securities of large capitalization companies. Due to its investment strategy, the Fund may buy and sell securities and other instruments frequently.

The Fund uses a multi-manager approach, relying primarily upon a number of sub-advisers (each, a Sub-Adviser and collectively, the Sub-Advisers) with differing investment philosophies to manage portions of the Fund's portfolio under the general supervision of SEI Investments Management Corporation, the Fund's adviser (SIMC or the Adviser). Assets of the Fund not allocated to Sub-Advisers are managed directly by SIMC. In managing its portion of the Fund's assets, SIMC or each Sub-Adviser may apply a variety of quantitative and/or fundamental investment styles. A quantitative investment style generally involves a systematic or rules-based approach to selecting investments based on specific measurable factors. A fundamental investment style generally involves selecting investments through research and analysis of financial statements, relevant industry and economic data, or other characteristics.

The Fund implements the investment recommendations of SIMC and the Sub-Advisers through the use of an overlay manager appointed by SIMC. Each Sub-Adviser and SIMC provides a model portfolio to the overlay manager on an ongoing basis that represents that Sub-Adviser's or SIMC's recommendation as to the securities to be purchased, sold or retained by the Fund. The overlay manager then constructs a portfolio for the Fund that represents the aggregation of the model portfolios of the Sub-Advisers and SIMC, with the weighting of each Sub-Adviser's model in the total portfolio determined by SIMC.

Pursuant to direction from SIMC, the overlay manager has limited authority to vary from the models. For example, SIMC may direct the overlay manager to adjust the portfolio to implement SIMC's forward looking views regarding various portfolio characteristics or factors, or for risk management purposes. The overlay manager may also vary the portfolio implementation to seek trading cost efficiencies, loss harvesting, portfolio rebalancing or other portfolio construction objectives as directed by SIMC.

Copeland Capital Management, LLC, EAM Investors, LLC, Hillsdale Investment Management Inc., Los Angeles Capital Management and Equity Research, Inc., LMCG Investments, LLC, Parametric Portfolio Associates LLC and Snow Capital Management, L.P. serve as Sub-Advisers to the SIMT Small Cap Fund. SIMC may, to a limited extent, directly manage a portion of the SIMT Small Cap Fund's assets.

**SIMT Small Cap Growth Fund:** The SIMT Small Cap Growth Fund seeks long-term capital appreciation. Under normal circumstances, the Fund will invest at least 80% of its net assets (plus the amount of any borrowings for investment purposes) in equity securities of small companies. The Fund will primarily seek to purchase securities believed to have attractive growth and appreciation potential. For purposes of this Fund, a small company is a company with a market capitalization in the range of companies in the Russell 2000 Index (between \$13 million and \$8.3 billion as of December 31, 2019), as determined at the time of purchase. The market capitalization range and the composition of the Russell 2000 Index are subject to change. The Fund's investments in equity securities may include common and preferred stocks, warrants and, to a lesser extent, real estate investment trusts (REITs), exchange-traded funds (ETFs) and securities of large capitalization companies. Due to its investment strategy, the Fund may buy and sell securities and other instruments frequently.

The Fund uses a multi-manager approach, relying primarily upon a number of sub-advisers (each, a Sub-Adviser and collectively, the Sub-Advisers) to manage portions of the Fund's portfolio under the general supervision of SEI Investments Management Corporation, the Fund's adviser (SIMC or the Adviser).

Assets of the Fund not allocated to a Sub-Adviser are managed directly by SIMC. In managing its portion of the Fund's assets, SIMC or each Sub-Adviser may apply a variety of quantitative and/or fundamental investment styles. A quantitative investment style generally involves a systematic or rules-based approach to selecting investments based on specific measurable factors. A fundamental investment style generally involves selecting investments through research and analysis of financial statements, relevant industry and economic data, or other characteristics.

The Fund implements the investment recommendations of SIMC and the Sub-Advisers through the use of an overlay manager appointed by SIMC. Each Sub-Adviser and SIMC provides a model portfolio to the overlay manager on an ongoing basis that represents that Sub-Adviser's or SIMC's recommendation as to the securities to be purchased, sold or retained by the Fund. The overlay manager then constructs a portfolio for the Fund that represents the aggregation of the model portfolios of the Sub-Advisers and SIMC, with the weighting of each Sub-Adviser's model in the total portfolio determined by SIMC.

Pursuant to direction from SIMC, the overlay manager has limited authority to vary from the models. For example, SIMC may direct the overlay manager to adjust the portfolio to implement SIMC's forward looking views regarding various portfolio characteristics or factors, or for risk management purposes. The overlay manager may also vary the portfolio implementation to seek trading cost efficiencies, loss harvesting, portfolio rebalancing or other portfolio construction objectives as directed by SIMC.

ArrowMark Colorado Holdings, LLC, EAM Investors, LLC, Falcon Point Capital, LLC, Jackson Creek Investment Advisors LLC and Parametric Portfolio Associates LLC serve as Sub-Advisers to the SIMT Small Cap Growth Fund. SIMC may, to a limited extent, directly manage a portion of the SIMT Small Cap Growth Fund's assets.

**SIMT Small Cap Value Fund:** The SIMT Small Cap Value Fund seeks capital appreciation. Under normal circumstances, the Fund will invest at least 80% of its net assets (plus the amount of any borrowings for investment purposes) in equity securities of small companies. The Fund will primarily seek to purchase securities believed to be attractively valued in relation to various measures, which may include earnings, capital structure or return on invested capital. For purposes of this Fund, a small company is a company with a market capitalization in the range of companies in the Russell 2000 Index (between \$13 million and \$8.3 billion as of December 31, 2019), as determined at the time of purchase. The market capitalization range and the composition of the Russell 2000 Index are subject to change. The Fund's investments in equity securities may include common and preferred stocks, warrants, and, to a lesser extent, real estate investment trusts (REITs), exchange-traded funds (ETFs) and securities of large capitalization companies. Due to its investment strategy, the Fund may buy and sell securities and other instruments frequently.

The Fund uses a multi-manager approach, relying primarily upon a number of sub-advisers (each, a Sub-Adviser and collectively, the Sub-Advisers) to manage portions of the Fund's portfolio under the general supervision of SEI Investments Management Corporation, the Fund's adviser (SIMC or the Adviser). Assets of the Fund not allocated to Sub-Advisers are managed directly by SIMC. In managing its portion of the Fund's assets, SIMC or each Sub-Adviser may apply a variety of quantitative and/or fundamental investment styles. A quantitative investment style generally involves a systematic or rules-based approach to selecting investments based on specific measurable factors. A fundamental investment style generally involves selecting investments through research and analysis of financial statements, relevant industry and economic data, or other characteristics.



The Fund implements the investment recommendations of SIMC and the Sub-Advisers through the use of an overlay manager appointed by SIMC. Each Sub-Adviser and SIMC provides a model portfolio to the overlay manager on an ongoing basis that represents that Sub-Adviser's or SIMC's recommendation as to the securities to be purchased, sold or retained by the Fund. The overlay manager then constructs a portfolio for the Fund that represents the aggregation of the model portfolios of the Sub-Advisers and SIMC, with the weighting of each Sub-Adviser's model in the total portfolio determined by SIMC.

Pursuant to direction from SIMC, the overlay manager has limited authority to vary from the models. For example, SIMC may direct the overlay manager to adjust the portfolio to implement SIMC's forward looking views regarding various portfolio characteristics or factors, or for risk management purposes. The overlay manager may also vary the portfolio implementation to seek trading cost efficiencies, loss harvesting, portfolio rebalancing or other portfolio construction objectives as directed by SIMC.

Cardinal Capital Management, L.L.C., LSV Asset Management, Parametric Portfolio Associates LLC and Snow Capital Management, L.P. serve as Sub-Advisers to the SIMT Small Cap Value Fund. SIMC may, to a limited extent, directly manage a portion of the SIMT Small Cap Value Fund's assets.

**SIMT U.S. Managed Volatility Fund:** The SIMT U.S. Managed Volatility Fund seeks capital appreciation with less volatility than the broad U.S. equity markets. Under normal circumstances, the Fund will invest at least 80% of its net assets (plus the amount of any borrowings for investment purposes) in securities of U.S. companies of all capitalization ranges. These securities may include common stocks, preferred stocks, exchange-traded funds (ETFs) and warrants. The Fund may also, to a lesser extent, invest in American Depositary Receipts (ADRs), real estate investment trusts (REITs) and securities of non-U.S. companies.

The Fund uses a multi-manager approach, relying on a number of sub-advisers (each, a Sub-Adviser and collectively, the Sub-Advisers) with differing investment philosophies to manage portions of the Fund's portfolio under the general supervision of SEI Investments Management Corporation, the Fund's adviser (SIMC or the Adviser). The Fund seeks to achieve an absolute return of the broad U.S. equity markets, but with a lower absolute volatility. Over the long term, the Fund seeks to achieve a return similar to that of the Russell 3000 Index, but with a lower level of volatility. However, given that the Fund's investment strategy focuses on absolute return and risk, the Fund's sector and market capitalization exposures will typically vary from the index and may cause significant performance deviations relative to the index over shorter-term periods. The Fund seeks to achieve lower volatility by constructing a portfolio of securities that effectively weighs securities based on their total expected risk and return without regard to market capitalization and industry.

LSV Asset Management and Wells Capital Management Incorporated serve as Sub-Advisers to the SIMT U.S. Managed Volatility Fund.

**SIT Emerging Markets Debt Fund:** The SIT Emerging Markets Debt Fund seeks to maximize total return. Under normal circumstances, the Fund will invest at least 80% of its net assets (plus the amount of any borrowings for investment purposes) in fixed income securities of emerging market issuers. The Fund will invest in debt securities of government, government-related and corporate issuers in emerging market countries, as well as entities organized to restructure the outstanding debt of such issuers. The Fund may obtain its exposures by investing directly (e.g., in fixed income securities and other instruments) or indirectly/synthetically (e.g., through the use of derivative instruments, principally futures contracts, forward contracts and swaps and structured securities, such as credit-linked and inflation-linked notes). The Fund may invest in swaps based on a single security or an index of securities,

including interest rate swaps, credit default swaps, currency swaps and fully-funded total return swaps. Emerging market countries are those countries that: (i) are characterized as developing or emerging by any of the World Bank, the United Nations, the International Finance Corporation, or the European Bank for Reconstruction and Development; (ii) are included in an emerging markets index by a recognized index provider; or (iii) have similar developing or emerging characteristics as countries classified as emerging market countries pursuant to sub-paragraph (i) and (ii) above, in each case determined at the time of purchase.

The Fund uses a multi-manager approach, relying upon a number of sub-advisers (each, a Sub-Adviser and collectively, the Sub-Advisers) with differing investment philosophies to manage portions of the Fund's portfolio under the general supervision of SEI Investments Management Corporation (SIMC), the Fund's adviser. The Sub-Advisers will spread the Fund's holdings across a number of countries and industries to limit its exposure to any single emerging market economy and may not invest more than 25% of its assets in any single country. There are no restrictions on the Fund's average portfolio maturity or on the maturity of any specific security. There is no minimum rating standard for the Fund's securities, and the Fund's securities will generally be in the lower or lowest rating categories (including those below the fourth highest rating category by a Nationally Recognized Statistical Rating Organization (NRSRO), commonly referred to as junk bonds).

The Sub-Advisers may seek to enhance the Fund's return by actively managing the Fund's foreign currency exposure. In managing the Fund's currency exposure, the Sub-Advisers buy and sell currencies (*i.e.*, take long or short positions) using derivatives, principally futures, foreign currency forward contracts, options on foreign currencies and currency swaps. The Fund may take long and short positions in foreign currencies in excess of the value of the Fund's assets denominated in a particular currency or when the Fund does not own assets denominated in that currency. The Fund may also engage in currency transactions in an attempt to take advantage of certain inefficiencies in the currency exchange market, to increase its exposure to a foreign currency or to shift exposure to foreign currency fluctuations from one currency to another. In managing the Fund's currency exposure from foreign securities, the Sub-Advisers may buy and sell currencies for hedging or for speculative purposes.

The Fund may also invest in futures contracts, forward contracts and swaps for speculative or hedging purposes. Futures contracts, forward contracts and swaps are used to synthetically obtain exposure to the securities identified above or baskets of such securities and to manage the Fund's interest rate duration and yield curve exposure. These derivatives are also used to mitigate the Fund's overall level of risk and/or the Fund's risk to particular types of securities, currencies or market segments. Interest rate swaps are further used to manage the Fund's yield spread sensitivity. When the Fund seeks to take an active long or short position with respect to the likelihood of an event of default of a security or basket of securities, the Fund may use credit default swaps. The Fund may buy credit default swaps in an attempt to manage credit risk where the Fund has credit exposure to an issuer and the Fund may sell credit default swaps to more efficiently gain credit exposure to such security or basket of securities.

The Fund may purchase shares of exchange-traded funds (ETFs) to gain exposure to a particular portion of the market while awaiting an opportunity to purchase securities or other instruments directly. Due to its investment strategy, the Fund may buy and sell securities and other instruments frequently.

Colchester Global Investors Ltd, Marathon Asset Management, L.P., Neuberger Berman Investment Advisers LLC, Ninety One UK Ltd. and Stone Harbor Investment Partners LP serve as Sub-Advisers to the SIT Emerging Markets Debt Fund.

**SIT Emerging Markets Equity Fund:** The SIT Emerging Markets Equity Fund seeks capital appreciation. Under normal circumstances, the Fund will invest at least 80% of its net assets (plus the amount of any borrowings for investment purposes) in equity securities of emerging market issuers. Equity securities include common stocks, preferred stock, warrants, participation notes and depository receipts. The Fund normally maintains investments in at least six emerging market countries and does not invest more than 35% of its total assets in any one emerging market country. Emerging market countries are those countries that: (i) are characterized as developing or emerging by any of the World Bank, the United Nations, the International Finance Corporation, or the European Bank for Reconstruction and Development; (ii) are included in an emerging markets index by a recognized index provider; or (iii) have similar developing or emerging characteristics as countries classified as emerging market countries pursuant to sub-paragraph (i) and (ii) above, in each case determined at the time of purchase.

The Fund uses a multi-manager approach, relying upon a number of sub-advisers (each, a Sub-Adviser and collectively, the Sub-Advisers) with differing investment philosophies to manage portions of the Fund's portfolio under the general supervision of SEI Investments Management Corporation (SIMC), the Fund's adviser.

The Fund may invest in swaps based on a single security or an index of securities, futures contracts, forward contracts and options to synthetically obtain exposure to securities or baskets of securities or for hedging purposes, including seeking to manage the Fund's currency exposure to foreign securities and mitigate the Fund's overall risk. Swaps may be used to obtain exposure to different foreign equity markets.

The Fund may purchase futures contracts or shares of exchange-traded funds (ETFs) to gain exposure to a particular portion of the market while awaiting an opportunity to purchase securities or other instruments directly. The Fund may also invest a portion of its assets in securities of companies located in developed foreign countries and securities of small capitalization companies.

J O Hambro Capital Management Limited, KBI Global Investors (North America) Ltd, Lazard Asset Management LLC, Neuberger Berman Investment Advisers LLC, Qtron Investments LLC and RWC Asset Advisors (US) LLC serve as Sub-Advisers to the SIT Emerging Markets Equity Fund.

**SIT International Equity Fund:** The SIT International Equity Fund seeks long-term capital appreciation. Under normal circumstances, the Fund will invest at least 80% of its net assets (plus the amount of any borrowings for investment purposes) in equity securities. Equity securities may include common stocks, preferred stocks, warrants, participation notes and depository receipts. The Fund will invest primarily in equity securities of issuers of all capitalization ranges that are located in at least three countries other than the U.S. It is expected that at least 40% of the Fund's assets will be invested outside the U.S. The Fund will invest primarily in companies located in developed countries, but may also invest in companies located in emerging markets. Generally, the Fund will invest less than 20% of its assets in emerging markets. Emerging market countries are those countries that: (i) are characterized as developing or emerging by any of the World Bank, the United Nations, the International Finance Corporation, or the European Bank for Reconstruction and Development; (ii) are included in an emerging markets index by a recognized index provider; or (iii) have similar developing or emerging characteristics as countries classified as emerging market countries pursuant to sub-paragraph (i) and (ii) above, in each case determined at the time of purchase.

The Fund uses a multi-manager approach, relying upon a number of sub-advisers (each, a Sub-Adviser and collectively, the Sub-Advisers) with differing investment philosophies to manage portions of the

Fund's portfolio under the general supervision of SEI Investments Management Corporation (SIMC), the Fund's adviser.

The Fund may invest in futures contracts, forward contracts and options for hedging purposes, including seeking to manage the Fund's currency exposure to foreign securities and mitigate the Fund's overall risk.

The Fund may purchase futures contracts or shares of exchange-traded funds (ETFs) to gain exposure to a particular portion of the market while awaiting an opportunity to purchase securities or other instruments directly.

Acadian Asset Management LLC, Blackcrane Capital, LLC, Causeway Capital Management LLC, Intech Investment Management LLC, J O Hambro Capital Management Limited, NWQ Investment Management Company LLC and WCM Investment Management serve as Sub-Advisers to the SIT International Equity Fund.

**SIT International Fixed Income Fund:** The SIT International Fixed Income Fund seeks capital appreciation and current income. Under normal circumstances, the Fund will invest at least 80% of its net assets (plus the amount of any borrowings for investment purposes) in fixed income securities. The Fund will invest primarily in investment grade foreign government and corporate fixed income securities, as well as foreign mortgage-backed and/or asset-backed fixed income securities, of issuers located in at least three countries other than the U.S. (including, to a lesser extent, emerging market countries). It is expected that at least 40% of the Fund's assets will be invested in non-U.S. securities. Other fixed income securities in which the Fund may invest include: (i) securities issued or guaranteed by the U.S. Government and its agencies and instrumentalities and obligations of U.S. commercial banks, such as certificates of deposit, time deposits, bankers' acceptances and bank notes; (ii) U.S. corporate debt securities and mortgage-backed and asset-backed securities; and (iii) obligations of supranational entities.

The Fund uses a multi-manager approach, relying upon a number of sub-advisers (each, a Sub-Adviser and collectively, the Sub-Advisers) with differing investment philosophies to manage portions of the Fund's portfolio under the general supervision of SEI Investments Management Corporation (SIMC), the Fund's adviser. In selecting investments for the Fund, the Sub-Advisers choose securities issued by corporations and governments located in various countries, looking for opportunities to achieve capital appreciation and gain, as well as current income. There are no restrictions on the Fund's average portfolio maturity or on the maturity of any specific security.

The Sub-Advisers may seek to enhance the Fund's return by actively managing the Fund's foreign currency exposure. In managing the Fund's currency exposure, the Sub-Advisers buy and sell currencies (*i.e.*, take long or short positions) using derivatives, principally futures, foreign currency forward contracts and currency swaps. The Fund may take long and short positions in foreign currencies in excess of the value of the Fund's assets denominated in a particular currency or when the Fund does not own assets denominated in that currency. The Fund may also engage in currency transactions in an attempt to take advantage of certain inefficiencies in the currency exchange market, to increase its exposure to a foreign currency or to shift exposure to foreign currency fluctuations from one currency to another. In managing the Fund's currency exposure from foreign securities, the Sub-Advisers may buy and sell currencies for hedging or for speculative purposes.

The Fund may also invest in futures contracts, forward contracts and swaps for speculative or hedging purposes. Futures contracts, forward contracts and swaps are used to synthetically obtain exposure to the securities identified above or baskets of such securities and to manage the Fund's interest rate duration and yield curve exposure. These derivatives are also used to mitigate the Fund's overall level of risk and/or the Fund's risk to particular types of securities, currencies or market segments. Interest rate swaps are further used to manage the Fund's yield spread sensitivity. When the Fund seeks to take an active long or short position with respect to the likelihood of an event of default of a security or basket of securities, the Fund may use credit default swaps. The Fund may buy credit default swaps in an attempt to manage credit risk where the Fund has credit exposure to an issuer and the Fund may sell credit default swaps to more efficiently gain credit exposure to such security or basket of securities.

The Fund will also invest in securities rated below investment grade (junk bonds). However, in general, the Fund will purchase bonds with a rating of CCC or above. The Fund also invests a portion of its assets in bank loans, which are generally non-investment grade floating rate instruments. The Fund may invest in bank loans in the form of participations in the loans or assignments of all or a portion of the loans from third parties.

The Fund may purchase shares of exchange-traded funds (ETFs) to gain exposure to a particular portion of the market while awaiting an opportunity to purchase securities or other instruments directly.

AllianceBernstein L.P., Colchester Global Investors Ltd and Wellington Management Company LLP serve as Sub-Advisers to the SIT International Fixed Income Fund.

## MORE INFORMATION ABOUT RISKS

### Risk Information Common to the Funds

Investing in the Funds involves risk, and there is no guarantee that a Fund will achieve its investment goal. SIMC's judgments about the markets or the economy and its decisions about investing in Underlying SEI Funds or, if applicable, other investments, may not anticipate actual market movements, economic conditions or company performance, and these judgments may affect the return on your investment. You could lose money on your investment in a Fund, just as you could with other investments.

The value of your investment in a Fund is based on the market prices of the Underlying SEI Funds and other investment vehicles held by the Fund (together, the Underlying SEI Funds), as well as the market prices of securities held by the Underlying SEI Funds and the Fund's direct investments. These prices change daily due to economic and other events that affect particular companies and other issuers. These price movements, sometimes called volatility, may be greater or lesser depending on the types of securities a Fund or an Underlying SEI Fund owns and the markets in which those securities trade. The effect on a Fund or an Underlying SEI Fund of a change in the value of a single security will depend on how widely the Fund or the Underlying SEI Fund diversifies its holdings.

The Funds and Underlying SEI Funds may apply any of a variety of investment strategies and may invest in a broad range of asset classes, securities and other investments to attempt to achieve their designated investment goals. The principal risks of using such investment strategies and making investments in such asset classes, securities and other investments are set forth below. These risks are principal risks and should not be considered the complete universe of possible risks associated with an investment in the Funds. Because an Underlying SEI Fund's use of an investment strategy or investment

in an asset class, security or other investment is subject to the same or similar risks as a Fund's use of such strategy or investment in such asset class, security or other investment, the term "the Fund" or "a Fund" in the paragraphs below collectively refers to both a Fund and each Underlying SEI Fund, as applicable.

Investing in issuers located in foreign countries poses distinct risks because political and economic events unique to a country or region will affect those markets and their issuers. These events will not necessarily affect the U.S. economy or similar issuers located in the U.S. In addition, investments in foreign countries are generally denominated in a foreign currency. As a result, changes in the value of those currencies compared to the U.S. dollar may affect (positively or negatively) the value of a Fund's investments. These currency movements may happen in response to events that do not otherwise affect the value of the security in the issuer's home country. These various risks will be even greater for investments in emerging market countries, where political turmoil and rapid changes in economic conditions are more likely to occur.

**The following descriptions provide additional information about some of the risks associated with investments in the Funds:**

*Credit* — Credit risk is the risk that a Fund could lose money if the issuer or guarantor of a portfolio security or a counterparty to a contract fails to make timely payment or otherwise honor its obligations. An actual or perceived decline in the credit quality of a security or other investment, an issuer of a security, or a provider of credit support or a maturity-shortening structure for a security can cause the price of such security or other investment to decrease. The Fund can lose money as a result.

*Currency* — The Funds, as a result of certain Underlying SEI Funds' investments in securities or other investments denominated in, and/or receiving revenues in, foreign currencies, will be subject to currency risk. Currency risk is the risk that foreign currencies will decline in value relative to the U.S. dollar or, in the case of hedging positions, that the U.S. dollar will decline in value relative to the currency hedged. In either event, the dollar value of an investment in an Underlying SEI Fund or the Funds would be adversely affected. Currency exchange rates may fluctuate in response to, among other things, changes in interest rates, intervention (or failure to intervene) by U.S. or foreign governments, central banks or supranational entities or by the imposition of currency controls or other political developments in the United States or abroad.

*Derivatives* — The Funds may directly invest in derivatives, which are instruments that derive their value from underlying securities, financial assets or indexes. Changes in the market value of a security that is a reference asset for a derivative instrument may not be proportionate to changes in the market value of the derivative instrument itself. There may not be a liquid market in which a Fund can sell a derivative instrument, which could result in difficulty in closing the position. Moreover, certain derivative instruments can magnify the extent of losses incurred due to changes in the market value of the securities to which they relate. Some derivative instruments are subject to counterparty risk. In such cases, a default by the counterparty on its payments to a Fund will cause the value of your investment in the Fund to decrease.

The derivative instrument in which a Fund may principally invest is currency forward contracts. Forward contracts are sales contracts between a buyer and a seller for an asset with delivery deferred to a future date.

A Fund's use of currency forward contracts involves risks different from or possibly greater than the risks associated with investing directly in securities and other traditional investments. A Fund's use of currency forward contracts is subject to market risk, leverage risk, correlation risk, liquidity risk and tax risk.

- Market risk is the risk that the market value of an investment may move up and down, sometimes rapidly and unpredictably.
- Leverage risk, which is discussed in more detail below, is the risk that a small percentage of assets invested in a derivative can have a disproportionately larger impact on a Fund's performance.
- Correlation risk is the risk that changes in the value of a derivative instrument may not correlate perfectly with changes in the value of the derivative instrument's underlying asset, rate or index.
- Liquidity risk, which is discussed in more detail below, is the risk the derivative may be difficult or impossible to sell at the time and the price that a Fund would like, which may cause the Fund to have to lower the selling price of the security, sell other securities instead or forego an investment opportunity.
- Tax risk is the risk that the use of derivatives may cause a Fund to realize higher amounts of short-term capital gains, thereby increasing the amount of taxes payable by some shareholders.
- Credit risk, which is described above, is the risk that the issuer of a security or counterparty to a derivatives contract will default or otherwise become unable to honor its financial obligation to the Fund under the contract.
- Valuation risk is the risk that an investment may be difficult to value.

Credit risk and valuation risk could cause a Fund to lose more than the principal amount invested in a derivative instrument. Some derivatives have the potential for unlimited loss, regardless of the size of the Funds' initial investment. The Fund's counterparties to its derivative contracts present the same types of credit risk as issuers of fixed income securities.

Derivatives are also subject to a number of other risks described elsewhere in this prospectus. Derivatives transactions conducted outside the U.S. may not be conducted in the same manner as those entered into on U.S. exchanges, and may be subject to different margin, exercise, settlement or expiration procedures. Derivatives transactions conducted outside the U.S. also are subject to the risks affecting foreign securities, currencies and other instruments, in addition to other risks.

Both U.S. and non-U.S. regulators are in the process of adopting and implementing regulations governing derivatives markets, including mandatory clearing of certain derivatives, margin and reporting requirements. The ultimate impact of the regulations remains unclear. Additional regulation of derivatives may make derivatives more costly, limit their availability or utility, limit or restrict their use by the Fund, otherwise adversely affect their performance or disrupt markets.

*Exchange-Traded Products (ETPs)* — The Funds may directly purchase shares of or interests in ETPs. The risks of owning interests of an ETP, such as an ETF, ETN or exchange-traded commodity pool, generally reflect the same risks as owning the underlying securities or other instruments that the ETP is designed to track. The shares of certain ETPs may trade at a premium or discount to their intrinsic value (*i.e.*, the market value may differ from the net asset value (NAV) of an ETP's shares). For example, supply and demand for shares of an ETF or market disruptions may cause the market price of the ETF to deviate from the value of the ETF's investments, which may be emphasized in less liquid markets. The



value of an ETN may also differ from the value of its reference market or instrument due to changes in the issuer's credit rating. By investing in an ETP, a Fund indirectly bears the proportionate share of any fees and expenses of the ETP in addition to the fees and expenses that the Fund and its shareholders directly bear in connection with the Fund's operations. Because certain ETPs may have a significant portion of their assets exposed directly or indirectly to commodities or commodity-linked securities, developments affecting commodities may have a disproportionate impact on such ETPs and may subject the ETPs to greater volatility than investments in traditional securities.

*Interest Rate* — Interest rate risk is the risk that a rise in interest rates will cause a fall in the value of fixed income securities, including U.S. Government securities, in which a Fund invests. Although U.S. Government securities are considered to be among the safest investments, they are not guaranteed against price movements due to changing interest rates. Obligations issued by some U.S. Government agencies are backed by the U.S. Treasury, while others are backed solely by the ability of the agency to borrow from the U.S. Treasury or by the agency's own resources. A low interest rate environment may present greater interest rate risk because there may be a greater likelihood of rates increasing and rates may increase more rapidly.

*Investment Company* — The Funds may directly invest in investment companies in addition to their investments in the Underlying SEI Funds. When a Fund invests in an investment company, it will bear a pro rata portion of the investment company's expenses in addition to directly bearing the expenses associated with its own operations. Such expenses may make owning shares of an investment company more costly than owning the underlying securities directly. In part because of these additional expenses, the performance of an investment company may differ from the performance the Fund would achieve if it invested directly in the underlying investments of the investment company. In addition, while the risks of owning shares of an investment company generally reflect the risks of owning the underlying investments of the investment company, the Fund may be subject to additional or different risks than if the Fund had invested directly in the underlying investments.

*Leverage* — Due to their investments in derivatives and financial commitment transactions, the Funds are subject to leverage risk. The use of leverage can amplify the effects of market volatility on a Fund's share price and make the Fund's returns more volatile. This is because leverage tends to exaggerate the effect of any increase or decrease in the value of a Fund's portfolio securities. The use of leverage may also cause a Fund to liquidate portfolio positions when it would not be advantageous to do so in order to satisfy its obligations. The Funds' use of leverage may result in a heightened risk of investment loss.

*Liquidity* — Due to their direct investments in derivatives, the Funds are subject to liquidity risk. Liquidity risk exists when particular investments are difficult to purchase or sell. The market for certain investments may become illiquid due to specific adverse changes in the condition of a particular issuer or under adverse market or economic conditions independent of the issuer. A Fund's investments in illiquid securities may reduce the returns of the Fund because it may be unable to sell the illiquid securities at an advantageous time or price. Further, transactions in illiquid securities may entail transaction costs that are higher than those for transactions in liquid securities.

**The following descriptions provide additional information about some of the risks associated with the Funds' investments in certain of the Underlying SEI Funds.**

*Asset-Backed Securities* — Asset-backed securities are securities that are backed primarily by the cash flows of a discrete pool of fixed or revolving receivables or other financial assets that by their terms



convert into cash within a finite time period. Asset-backed securities include mortgage-backed securities, but the term is more commonly used to refer to securities supported by non-mortgage assets, such as auto loans, motor vehicle leases, student loans, credit card receivables, floorplan receivables, equipment leases and peer-to-peer loans. The assets are removed from any potential bankruptcy estate of an operating company through the true sale of the assets to an issuer that is a special purpose entity, and the issuer obtains a perfected security interest in the assets. Payments of principal of and interest on asset-backed securities rely entirely on the performance of the underlying assets. Asset-backed securities are generally not insured or guaranteed by the related sponsor or any other entity and therefore, if the assets or sources of funds available to the issuer are insufficient to pay those securities, the applicable Underlying SEI Funds will incur losses. In addition, asset-backed securities entail prepayment risk that may vary depending on the type of asset, but is generally less than the prepayment risk associated with mortgage-backed securities. Additional risks related to collateralized debt obligations (CDOs), collateralized loan obligations (CLOs) and mortgage-backed securities are described below.

Losses may be greater for asset-backed securities that are issued as “pass-through certificates” rather than as debt securities because those types of certificates only represent a beneficial ownership interest in the related assets and their payment is based primarily on collections actually received. For asset-backed securities as a whole, if a securitization issuer defaults on its payment obligations due to losses or shortfalls on the assets held by the issuer, a sale or liquidation of the assets may not be sufficient to support payments on the securities and an Underlying SEI Fund, as a security holder, may suffer a loss.

There is a limited secondary market for asset-backed securities. Consequently, it may be difficult for the Underlying SEI Funds to sell or realize profits on those securities at favorable times or for favorable prices.

*Bank Loans* — Bank loans are fixed and floating rate loans arranged through private negotiations between a company or a non-U.S. government and one or more financial institutions (lenders). Many of the risks associated with bank loans are similar to the risks of investing in below investment grade debt securities. Bank loans may be adversely affected by changes in market or economic conditions and may default or enter bankruptcy. Bank loans made in connection with highly leveraged transactions, including operating loans, leveraged buyout loans, leveraged capitalization loans and other types of acquisition financing, are subject to greater credit risks than other types of bank loans. In addition, it may be difficult to obtain reliable information about and value any bank loan.

In connection with purchasing participations, an Underlying SEI Fund generally will have no right to enforce compliance by the borrower with the terms of the loan agreement relating to the loan nor any rights of set-off against the borrower, and the Underlying SEI Fund may not benefit directly from any collateral supporting the loan in which it has purchased the participation. As a result, an Underlying SEI Fund will assume the credit risk of both the borrower and the lender that is selling the participation. When an Underlying SEI Fund purchases assignments from lenders, the Underlying SEI Fund will acquire direct rights against the borrower on the loan. An Underlying SEI Fund may have difficulty disposing of bank loans because, in certain cases, the market for such instruments is not highly liquid. The lack of a highly liquid secondary market may have an adverse impact on the value of such instruments and on an Underlying SEI Fund’s ability to dispose of the bank loan in response to a specific economic event, such as deterioration in the creditworthiness of the borrower, but there is no guarantee that an investment in these securities will result in a high rate of return.

*Below Investment Grade Fixed Income Securities (Junk Bonds)* — Below investment grade fixed income securities (commonly referred to as junk bonds) involve greater risk of default or downgrade and are generally more volatile than investment grade securities. Junk bonds involve greater risk of price declines than investment grade securities due to actual or perceived changes in an issuer's creditworthiness. In addition, issuers of junk bonds may be more susceptible than other issuers to economic downturns. Junk bonds are subject to the risk that the issuer may be unable to pay interest or dividends and ultimately may be unable to repay principal upon maturity. Discontinuation of these payments could substantially adversely affect the market value of the security. The volatility of junk bonds, particularly those issued by foreign governments, is even greater because the prospect for repayment of principal and interest of many of these securities is speculative. Some may even be in default. As an incentive to invest, these risky securities tend to offer higher returns, but there is no guarantee that an investment in these securities will result in a high rate of return.

*Call Risk* — Issuers of callable bonds may call (redeem) securities with higher coupons or interest rates before their maturity dates. An Underlying SEI Fund may be forced to reinvest the unanticipated proceeds at lower interest rates, resulting in a decline in the Underlying SEI Fund's income. Bonds may be called due to falling interest rates or non-economical circumstances.

*Collateralized Debt Obligations and Collateralized Loan Obligations* — CDO and CLO securities are non-recourse obligations of their issuer payable solely from the related underlying collateral or its proceeds. Therefore, as a holder of CDOs and CLOs, an Underlying SEI Fund must rely only on distributions on the underlying collateral or related proceeds for payment. If distributions on the underlying collateral are insufficient to make payments on the CDO or CLO securities, no other assets will be available for payment of the deficiency. As a result, the amount and timing of interest and principal payments in respect of CDO and CLO securities will depend on the performance and characteristics of the related underlying collateral.

Recent legislation, such as the Dodd-Frank Wall Street Reform and Consumer Protection Act (Dodd-Frank Act), together with uncertainty about the nature and timing of regulations that will be promulgated to implement such legislation, may continue to create uncertainty in the credit and other financial markets. Given that all applicable final implementing rules and regulations have not yet been published or are not yet in effect, the potential impact of these actions on CDOs and CLOs that may be owned by the Underlying SEI Funds is unknown. If existing transactions are not exempted from the new rules or regulations, compliance with those rules and regulations could impose significant costs on the issuers of CDOs and CLOs and ultimately adversely impact the holders (including the Underlying SEI Funds) of those types of securities.

*Commodity Investments and Derivatives* — Certain of the Underlying SEI Funds may be subject to the risks of investing in commodity investments and derivatives. Exposure to commodities markets may subject these Underlying SEI Funds to greater volatility than investments in traditional securities. The commodities markets have experienced periods of extreme volatility. Similar future market conditions may result in rapid and substantial valuation increases or decreases in these Underlying SEI Funds' holdings. The commodities markets may fluctuate widely based on a variety of factors. Movements in commodity investment prices are outside of an Underlying SEI Fund's control and may not be anticipated by the Underlying SEI Fund's management. Price movements may be influenced by, among other things: governmental, agricultural, trade, fiscal, monetary and exchange control programs and policies; changing market and economic conditions; market liquidity; weather and climate conditions, including droughts and floods; livestock disease; changing supply and demand relationships and levels

of domestic production and imported commodities; changes in storage costs; the availability of local, intrastate and interstate transportation systems; energy conservation; the success of exploration projects; changes in international balances of payments and trade; domestic and foreign rates of inflation; currency devaluations and revaluations; domestic and foreign political and economic events; domestic and foreign interest rates and/or investor expectations concerning interest rates; foreign currency/exchange rates; domestic and foreign governmental regulation and taxation; war, acts of terrorism and other political upheaval and conflicts; governmental expropriation; investment and trading activities of mutual funds, hedge funds and commodities funds; changes in philosophies; and the emotions of market participants. The frequency and magnitude of such changes cannot be predicted.

The prices of commodities can also fluctuate widely due to supply and demand disruptions in major producing or consuming regions. Certain commodities or natural resources may be produced in a limited number of countries and may be controlled by a small number of producers or groups of producers. As a result, political, economic and supply-related events in such countries could have a disproportionate impact on the prices of such commodities. A sustained decline in demand for such commodities could also adversely affect the financial performance of commodity-related companies. Factors that could lead to a decline in demand include economic recession or other adverse economic conditions, higher taxes on commodities or increased governmental regulations, increases in fuel economy, consumer shifts to the use of alternative commodities or fuel sources, changes in commodity prices, or weather.

The commodity markets are subject to temporary distortions and other disruptions due to, among other factors, lack of liquidity, the participation of speculators, and government regulation and other actions. U.S. futures exchanges and some foreign exchanges limit the amount of fluctuation in futures contract prices that may occur in a single business day. If the limit price has been reached in a particular contract, no trades may be made beyond the limit price. Limit prices have the effect of precluding trading in a particular contract or forcing the liquidation of contracts at disadvantageous times or prices.

The value of a commodity-linked derivative investment is typically based upon the price movements of a commodity, a commodity futures contract or commodity index, or some other readily measurable economic variable. Commodity-linked derivatives provide exposure to the investment returns of commodities that trade in the commodities markets without investing directly in physical commodities. The value of commodity-linked derivative instruments may be affected by changes in overall market movements, volatility of the underlying benchmark, changes in interest rates, or factors affecting a particular industry or commodity, such as drought, floods, weather, livestock disease, embargoes, tariffs, and international economic, political and regulatory developments. The value of commodity-linked derivatives will rise or fall in response to changes in the underlying commodity or related index. Investments in commodity-linked derivatives may be subject to greater volatility than non-derivative based investments. A highly liquid secondary market may not exist for certain commodity-linked derivatives, and there can be no assurance that such a market will develop.

Commodity-linked derivatives may also be subject to credit and interest rate risks that, in general, affect the values of fixed income securities. Therefore, at maturity, an Underlying SEI Fund may receive more or less principal than it originally invested. An Underlying SEI Fund might receive interest payments that are more or less than the stated coupon interest payments. Certain types of commodity-linked derivatives (such as total return swaps and commodity-linked notes) are subject to the risk that the counterparty to the instrument will not perform or will be unable to perform in accordance with the terms of the instrument.

In connection with an Underlying SEI Fund's direct and indirect investments in commodity-linked derivatives, the Underlying SEI Fund will attempt to manage its counterparty exposure so as to limit its exposure to any one counterparty. However, due to the limited number of entities that may serve as counterparties (and that an Underlying SEI Fund believes to be creditworthy) at any one time, the Underlying SEI Fund may enter into swap agreements with a limited number of counterparties and may invest in commodity-linked notes issued by a limited number of issuers that will act as counterparties. This may increase an Underlying SEI Fund's exposure to counterparty credit risk. There can be no assurance that an Underlying SEI Fund will be able to limit exposure to any one counterparty at all times.

An Underlying SEI Fund's investments in commodity-linked notes involve substantial risk, including the risk of loss of a significant portion of a commodity-linked note's principal value. In addition to commodity risk and general derivatives risk, commodity-linked notes may be subject to additional special risks, such as risk of loss of interest and principal, lack of a secondary market, and risk of greater volatility, that do not affect traditional equity and debt securities. If payment of interest on a commodity-linked note is linked to the value of a particular commodity, commodity index or other economic variable, an Underlying SEI Fund might not receive all (or a portion) of the interest due on its investment if there is a loss of value of the underlying investment. To the extent that the amount of the principal to be repaid upon maturity is linked to the value of a particular commodity, commodity index or other economic variable, an Underlying SEI Fund might not receive all or a portion of the principal at maturity of the investment. At any time, the risk of loss associated with a particular note in an Underlying SEI Fund's portfolio may be significantly higher than the value of the note.

A liquid secondary market may not exist for the commodity-linked notes that an Underlying SEI Fund buys, which may make it difficult for the Underlying SEI Fund to sell them at an acceptable price or to accurately value them. Commodity-linked notes are also subject to the counterparty credit risk of the issuer; that is, at maturity of a commodity-linked note, there is a risk that the issuer may be unable to perform its obligations under the terms of the commodity-linked note. Issuers of commodity-linked notes are typically large money center banks, broker-dealers, other financial institutions and large corporations. If the issuer becomes bankrupt or otherwise fails to pay, an Underlying SEI Fund could lose money. The value of the commodity-linked notes an Underlying SEI Fund buys may fluctuate significantly because the values of the underlying investments to which they are linked are themselves extremely volatile. Additionally, the particular terms of a commodity-linked note may create economic leverage by requiring payment by the issuer of an amount that is a multiple of the price increase or decrease of the underlying commodity, commodity index or other economic variable. This would have the effect of increasing the volatility of the value of these commodity-linked notes, as they may increase or decrease in value more quickly than the underlying commodity, commodity index or other economic variable. Therefore, at the maturity of the note, an Underlying SEI Fund may receive more or less principal than it originally invested and may receive interest payments on the note that are more or less than the stated coupon interest payments.

*Convertible Securities and Preferred Stocks* — Convertible securities are bonds, debentures, notes, preferred stock or other securities that may be converted into or exercised for a prescribed amount of common stock at a specified time and price. Convertible securities provide an opportunity for equity participation, with the potential for a higher dividend or interest yield and lower price volatility compared to common stock. Convertible securities typically pay a lower interest rate than nonconvertible bonds of the same quality and maturity because of the conversion feature. The value of a convertible security is

influenced by changes in interest rates, with investment value typically declining as interest rates increase and increasing as interest rates decline, and the credit standing of the issuer. The price of a convertible security will also normally vary in some proportion to changes in the price of the underlying common stock because of the conversion or exercise feature. Convertible securities may also be rated below investment grade (junk bonds) or not rated and are subject to credit risk and prepayment risk, which are discussed below.

Preferred stocks are nonvoting equity securities that pay a stated fixed or variable rate dividend. Due to their fixed income features, preferred stocks provide higher income potential than issuers' common stocks, but are typically more sensitive to interest rate changes than an underlying common stock. Preferred stocks are also subject to equity market risk, which is the risk that stock prices will fluctuate and can decline and reduce the value of an Underlying SEI Fund's investment. The rights of preferred stocks on the distribution of a corporation's assets in the event of a liquidation are generally subordinate to the rights associated with a corporation's debt securities. Preferred stock may also be subject to prepayment risk, which is discussed below.

*Corporate Fixed Income Securities* — Corporate fixed income securities are fixed income securities issued by public and private businesses. Corporate fixed income securities respond to economic developments, especially changes in interest rates, as well as to perceptions of the creditworthiness and business prospects of individual issuers. Corporate fixed income securities are subject to the risk that the issuer may be unable to pay interest or, ultimately, be unable to repay principal upon maturity. Interruptions or delays of these payments could adversely affect the market value of the security. In addition, due to lack of uniformly available information about issuers or differences in the issuers' sensitivity to changing economic conditions, it may be difficult to measure the credit risk of securities issued by private businesses.

*Credit* — Credit risk is the risk that a Fund could lose money if the issuer or guarantor of a portfolio security or a counterparty to a contract fails to make timely payment or otherwise honor its obligations. An actual or perceived decline in the credit quality of a security or other investment, an issuer of a security, or a provider of credit support or a maturity-shortening structure for a security can cause the price of such security or other investment to decrease. The Fund can lose money as a result. Fixed income securities rated below investment grade (junk bonds) (described above) involve greater credit risk.

*Credit-Linked Notes* — Credit-linked securities and similarly structured products typically are issued by a limited purpose trust or other vehicle that, in turn, enters into a credit protection agreement or invests in a derivative instrument or basket of derivative instruments, such as credit default swaps or interest rate swaps, to obtain exposure to certain fixed income markets or to remain fully invested when more traditional income producing securities are not available. Like an investment in a bond, an investment in credit-linked notes represents the right to receive periodic income payments (in the form of distributions) and payment of principal at the end of the term of the security. However, these payments are conditioned on the issuer's receipt of payments from, and the issuer's potential obligations to, the counterparties to certain credit protection agreements or derivative instruments entered into by the issuer of the credit-linked note. For example, the issuer may sell one or more credit default swaps entitling the issuer to receive a stream of payments over the term of the swap agreements provided that no event of default has occurred with respect to the referenced debt obligation upon which the swap is based. If a default occurs, the stream of payments may stop and the issuer would be obligated to pay the counterparty the par (or other agreed upon value) of the referenced debt obligation. An investor

holding a credit-linked note generally receives a fixed or floating coupon and the note's par value upon maturity, unless the referenced creditor defaults or declares bankruptcy, in which case the investor receives the amount recovered. In effect, investors holding credit-linked notes receive a higher yield in exchange for assuming the risk of a specified credit event. A Fund's investments in credit-linked notes are indirectly subject to the risks associated with derivative instruments, which are described below, and may be illiquid.

*Currency* — As a result of their investments in securities denominated in, and/or receiving revenues in, foreign currencies, certain of the Underlying SEI Funds may be subject to currency risk. Currency risk is the risk that foreign currencies will decline relative to the U.S. dollar or, in the case of hedging positions, that the U.S. dollar will decline in value relative to the currency hedged. In either event, the U.S. dollar value of an investment in an Underlying SEI Fund would be adversely affected. A number of the Underlying SEI Funds take active or passive positions in currencies, which involve different techniques and risk analyses than an Underlying SEI Fund's purchase of equity securities or other investments. Currency exchange rates may fluctuate in response to factors extrinsic to that country's economy, which makes the forecasting of currency market movements extremely difficult. Currency rates in foreign countries may fluctuate significantly over short periods of time for a number of reasons, including changes in interest rates, intervention (or failure to intervene) by U.S. or foreign governments, central banks or supranational entities, such as the International Monetary Fund, or by the imposition of currency controls or other political developments in the United States or abroad. These can result in losses to an Underlying SEI Fund if it is unable to deliver or receive currency or funds in settlement of obligations and could also cause hedges it has entered into to be rendered useless, resulting in full currency exposure as well as incurring transaction costs. Passive investment in currencies may, to a lesser extent, also subject an Underlying SEI Fund to additional risks and the value of the Underlying SEI Fund's investments may fluctuate in response to broader macroeconomic risks than if the Underlying SEI Fund invested only in U.S. equity securities.

*Depository Receipts* — Depository receipts are alternatives to directly purchasing the underlying foreign securities in their national markets and currencies. However, depository receipts, including American Depository Receipts (ADRs), are subject to many of the risks associated with investing directly in foreign securities, which are further described below.

*Derivatives* — Derivatives are instruments that derive their value from underlying securities, financial assets or indexes. Changes in the market value of a security that is a reference asset for a derivative instrument may not be proportionate to changes in the market value of the derivative instrument itself. There may not be a liquid market for an Underlying SEI Fund to sell a derivative instrument, which could result in difficulty in closing the position. Moreover, certain derivative instruments can magnify the extent of losses incurred due to changes in the market value of the securities to which they relate. Some derivative instruments are subject to counterparty risk. A default by the counterparty on its payments to an Underlying SEI Fund will cause the value of your investment in a Fund to decrease.

The derivative instruments in which an Underlying SEI Fund may principally invest are futures contracts, options, forward contracts and swaps. Futures contracts provide for the future sale by one party and purchase by another party of a specified amount of a specific security at a specified future time and at a specified price. An option is a contract between two parties for the purchase and sale of a financial instrument for a specified price at any time during the option period. Unlike a futures contract, an option grants a right (not an obligation) to buy or sell a financial instrument. Forward contracts are sales contracts between a buyer and a seller for an asset with delivery deferred to a future date. A swap is an



agreement whereby two parties agree to exchange payment streams calculated in relation to a rate, index, instrument or certain securities at a predetermined amount.

An Underlying SEI Fund's use of derivative instruments involves risks different from or possibly greater than the risks associated with investing directly in securities and other traditional investments. An Underlying SEI Fund's use of futures contracts, forward contracts, options and swaps is subject to market risk, leverage risk, correlation risk, liquidity risk and tax risk. Market risk is the risk that the market value of an investment may move up and down, sometimes rapidly and unpredictably. Leverage risk is described below. Correlation risk is the risk that changes in the value of a derivative instrument may not correlate perfectly with changes in the value of the derivative instrument's underlying asset, rate or index. Liquidity risk, which is discussed in more detail below, is the risk the derivative may be difficult or impossible to sell at the time and the price that an Underlying SEI Fund would like, which may cause the Underlying SEI Fund to have to lower the selling price, sell other securities instead or forego an investment opportunity. Tax risk is the risk that the use of derivatives may cause an Underlying SEI Fund to realize higher amounts of short-term capital gains, thereby increasing the amount of taxes payable by some shareholders. An Underlying SEI Fund's use of swaps and over-the-counter forward contracts and options is also subject to credit risk and valuation risk. Credit risk is described above. An Underlying SEI Fund's counterparties to its derivative contracts present the same types of credit risk as issuers of fixed income securities. Valuation risk is the risk that an investment may be difficult to value. Each of the above risks could cause an Underlying SEI Fund to lose more than the principal amount invested in a derivative instrument. Some derivatives have the potential for unlimited loss, regardless of the size of the Underlying SEI Funds' initial investment.

Derivatives are also subject to a number of other risks described elsewhere in this prospectus. Derivatives transactions conducted outside the U.S. may not be conducted in the same manner as those entered into on U.S. exchanges, and may be subject to different margin, exercise, settlement or expiration procedures. Derivatives transactions conducted outside the U.S. also are subject to the risks affecting foreign securities, currencies and other instruments, in addition to other risks.

Both U.S. and non-U.S. regulators are in the process of adopting and implementing regulations governing derivatives markets, including mandatory clearing of certain derivatives, margin and reporting requirements. The ultimate impact of the regulations remains unclear. Additional regulation of derivatives may make derivatives more costly, limit their availability or utility, may limit or restrict their use by the Underlying SEI Funds, otherwise adversely affect their performance or disrupt markets.

*Dollar Rolls* — Certain of the Underlying SEI Funds may enter into dollar rolls, subject to an applicable Underlying SEI Fund's limitations on borrowing. Dollar rolls are transactions in which an Underlying SEI Fund sells mortgage-related securities, such as securities issued by the Government National Mortgage Association, for delivery in the current month and simultaneously contracts to repurchase substantially similar securities on a specified future date at a pre-determined price. The dealer with which an Underlying SEI Fund enters into a dollar roll transaction is not obligated to return the same securities as those originally sold by the Underlying SEI Fund, but only securities that are substantially identical. If the broker-dealer to whom an Underlying SEI Fund sells the security becomes insolvent, the Underlying SEI Fund's right to repurchase the security may be restricted. Dollar roll transactions may give rise to leverage risk. An Underlying SEI Fund's obligations under a dollar roll agreement must be covered by segregated or "earmarked" liquid assets equal in value to the securities subject to repurchase by the Underlying SEI Fund. To the extent that positions in dollar roll agreements are not covered by segregated or "earmarked" liquid assets, such transactions would be subject to an Underlying SEI

Fund's restrictions on borrowings. Furthermore, because dollar roll transactions may be for terms ranging between one and six months, dollar roll transactions may be deemed "illiquid" and subject to an Underlying SEI Fund's overall limitations on investments in illiquid securities. Other risks involved in entering into dollar rolls include the risk that the value of the security may change adversely over the term of the dollar roll and that the security an Underlying SEI Fund is required to repurchase may be worth less than the security that the Underlying SEI Fund originally held. Leverage risk and liquidity risk are discussed in greater detail below.

*Duration* — Duration is a measure of the expected life of a fixed income security that is used to determine the sensitivity of a security's price to changes in interest rates. For example, if a fixed income security has a five-year duration, it will decrease in value by approximately 5% if interest rates rise 1% and increase in value by approximately 5% if interest rates fall 1%. Fixed income instruments with longer duration typically have higher risk and higher volatility. Longer-term fixed income securities in which a portfolio may invest are more volatile than shorter-term fixed income securities. A portfolio with a longer average portfolio duration is typically more sensitive to changes in interest rates than a portfolio with a shorter average portfolio duration.

*Economic Risk of Global Health Events* — The market value of a Fund's investments may decline in tandem with a drop in the overall value of the markets in which the Fund invests and/or other markets based on negative developments in the U.S. and global economies. Economic, political, and financial conditions or industry or economic trends or developments may, from time to time, and for varying periods of time, cause volatility, illiquidity or other potentially adverse effects in the financial markets, including the fixed-income market. The commencement, continuation or ending of government policies and economic stimulus programs, changes in money policy, increases or decreases in interest rates, war, acts of terrorism, recessions, or other actual or perceived factors or events that affect the financial markets, including the fixed-income markets, may contribute to the development of or increase in volatility, illiquidity, shareholder redemptions, and other adverse effects that could negatively impact the Fund's performance. Similarly, the impact of any epidemic, pandemic or natural disaster, or widespread fear that such events may occur, could negatively affect the global economy, as well as the economies of individual countries, the financial performance of individual companies and sectors, and the markets in general in significant and unforeseen ways. Any such impact could adversely affect the prices and liquidity of the securities and other instruments in which the Fund invests, which in turn could negatively impact the Fund's performance and cause losses on your investment in the Fund. Recent examples include pandemic risks related to a coronavirus (COVID-19) and aggressive measures taken worldwide in response by governments, including closing borders, restricting international and domestic travel, and the imposition of prolonged quarantines of large populations, and by businesses, including changes to operations and reducing staff. The impact of the COVID-19 pandemic may last for an extended period of time and could result in a substantial economic downturn or recession.

*Equity Market* — Because certain of the Underlying SEI Funds may purchase equity securities, these Underlying SEI Funds and, therefore, the Funds, are subject to the risk that stock prices will fall over short or extended periods of time. Historically, the equity markets have moved in cycles, and the value of an Underlying SEI Fund's securities may fluctuate drastically from day to day. Individual companies may report poor results or be negatively affected by industry and/or economic trends and developments. The prices of securities issued by such companies may suffer a decline in response. In the case of foreign stocks, these fluctuations will reflect international economic and political events, as



well as changes in currency valuations relative to the U.S. Dollar. These factors contribute to price volatility, which is a principal risk of investing in the Funds.

*Exchange-Traded Products* — Certain Underlying SEI Funds may directly purchase shares of or interests in ETPs. The risks of owning interests of an ETP, such as an ETF, ETN or exchange-traded commodity pool, generally reflect the same risks as owning the underlying securities or other instruments that the ETP is designed to track. The shares of certain ETPs may trade at a premium or discount to their intrinsic value (*i.e.*, the market value may differ from the NAV of an ETP's shares). For example, supply and demand for shares of an ETF or market disruptions may cause the market price of the ETF to deviate from the value of the ETF's investments, which may be emphasized in less liquid markets. The value of an ETN may also differ from the value of its reference market or instrument due to changes in the issuer's credit rating. By investing in an ETP, an Underlying SEI Fund indirectly bears the proportionate share of any fees and expenses of the ETP in addition to the fees and expenses that the Underlying SEI Fund and its shareholders directly bear in connection with the Underlying SEI Fund's operations. Because certain ETPs may have a significant portion of their assets exposed directly or indirectly to commodities or commodity-linked securities, developments affecting commodities may have a disproportionate impact on such ETPs and may subject the ETPs to greater volatility than investments in traditional securities.

ETFs are investment companies whose shares are bought and sold on a securities exchange. Most ETFs are passively-managed, meaning they invest in a portfolio of securities designed to track a particular market segment or index. ETFs, like mutual funds, have expenses associated with their operation, including advisory fees. Such ETF expenses may make owning shares of the ETF more costly than owning the underlying securities directly. The risks of owning shares of a passively-managed ETF generally reflect the risks of owning the underlying securities the ETF is designed to track, although lack of liquidity in an ETF could result in its value being more volatile than the underlying portfolio of securities.

Leveraged ETFs contain all of the risks that non-leveraged ETFs present. Additionally, to the extent the Fund invests in ETFs that achieve leveraged exposure to their underlying indexes through the use of derivative instruments, the Fund will indirectly be subject to leverage risk, described below. Leveraged inverse ETFs seek to provide investment results that match a negative multiple of the performance of an underlying index. To the extent that a Fund invests in inverse ETFs (including leveraged inverse ETFs), the Fund will indirectly be subject to the risk that the performance of such ETF will fall as the performance of that ETF's benchmark rises. Leveraged, inverse and leveraged inverse ETFs often "reset" daily, meaning that they are designed to achieve their stated objectives on a daily basis. Due to the effect of compounding, their performance over longer periods of time can differ significantly from the performance (or inverse of the performance) of their underlying index or benchmark during the same period of time. These investment vehicles may be extremely volatile and can potentially expose an Underlying SEI Fund to complete loss of its investment.

Generally, ETNs are structured as senior, unsecured notes in which an issuer, such as a bank, agrees to pay a return based on a target index or other reference instrument less any fees. ETNs allow individual investors to have access to derivatives linked to commodities and other assets such as oil, currencies and foreign stock indexes. ETNs combine certain aspects of bonds and ETFs. Similar to ETFs, ETNs are traded on a major exchange (*e.g.*, the New York Stock Exchange) during normal trading hours. However, investors can also hold an ETN until maturity. At maturity, the issuer pays to the investor a cash amount equal to principal amount, subject to the day's index factor. ETN returns are based upon the

performance of a market index minus applicable fees. The value of an ETN may be influenced by time to maturity, level of supply and demand for the ETN, volatility and lack of liquidity in underlying commodities markets, changes in the applicable interest rates, changes in the issuer's credit rating, and economic, legal, political or geographic events that affect the referenced commodity. The value of an ETN may drop due to a downgrade in the issuer's credit rating, even if the underlying index remains unchanged. Investments in ETNs are subject to the risks facing income securities in general, including the risk that a counterparty will fail to make payments when due or default.

*Extension* — An Underlying SEI Fund's investments in fixed income securities are subject to extension risk. Generally, rising interest rates tend to extend the duration of fixed income securities, making them more sensitive to changes in interest rates. As a result, in a period of rising interest rates, an Underlying SEI Fund may exhibit additional volatility.

*Fixed Income Markets* — Certain of the Underlying SEI Funds may invest in fixed income markets. The prices of these Underlying SEI Funds' fixed income securities respond to economic developments, particularly interest rate changes, as well as to perceptions about the creditworthiness of individual issuers, including governments and their agencies. Generally, an Underlying SEI Fund's fixed income securities will decrease in value if interest rates rise and vice versa. Fixed income securities may have fixed-, variable- or floating-rates. There is a risk that the current interest rate on floating and variable rate instruments may not accurately reflect existing market interest rates. Also, longer-term securities are generally more sensitive to changes in the level of interest rates, so the average maturity or duration of these securities affects risk. Changes in government policy, including the Federal Reserve's decisions with respect to raising interest rates or terminating certain programs such as quantitative easing, could increase the risk that interest rates will rise. Rising interest rates may, in turn, increase volatility and reduce liquidity in the fixed income markets, and result in a decline in the value of the fixed income investments held by the Underlying SEI Funds. These risks may be heightened in a low interest rate environment. In addition, reductions in dealer market-making capacity as a result of structural or regulatory changes could further decrease liquidity and/or increase volatility in the fixed income markets. As a result of these conditions, a Fund's value may fluctuate and/or the Fund may experience increased redemptions from shareholders, which may impact the Fund's liquidity or force the Fund to sell securities into a declining or illiquid market.

*Foreign Investment/Emerging and Frontier Markets* — Certain of the Underlying SEI Funds invest in foreign issuers, including issuers located in emerging and frontier market countries. Investing in issuers located in foreign countries poses distinct risks because political and economic events unique to a country or region will affect those markets and their issuers. These events will not necessarily affect the U.S. economy or similar issuers located in the United States. More specifically, investing in foreign issuers includes risks of adverse changes in foreign economic, political, regulatory and other conditions, changes in currency exchange rates or exchange control regulations (including limitations on currency movements and exchanges), differing accounting, auditing, financial reporting and legal standards and practices, differing securities market structures, and higher transaction costs. In certain countries, legal remedies available to investors may be more limited than those available with respect to investments in the U.S. In addition, the securities of some foreign companies may be less liquid and, at times, more volatile than securities of comparable U.S. companies. An Underlying SEI Fund may also experience more rapid or extreme changes in value as compared to a fund that invests solely in securities of U.S. companies because the securities markets of many foreign countries are relatively small and consist of a limited number of companies representing a small number of industries. Investing in foreign issuers

also poses the risk that the cost of buying, selling and holding foreign securities, including brokerage, tax and custody costs, may be higher than the costs involved in domestic transactions. In addition, investments in foreign countries are generally denominated in a foreign currency. As a result, changes in the value of those currencies compared to the U.S. dollar may affect (positively or negatively) the value of an Underlying SEI Fund's investments. These currency movements may happen separately from and in response to events that do not otherwise affect the value of the security in the issuer's home country.

Emerging market countries are those countries that are: (i) characterized as developing or emerging by any of the World Bank, the United Nations, the International Finance Corporation, or the European Bank for Reconstruction and Development; (ii) included in an emerging markets index by a recognized index provider; or (iii) countries with similar developing or emerging characteristics as countries classified as emerging market countries pursuant to sub-paragraph (i) and (ii) above, in each case determined at the time of purchase. Emerging market countries, and to an even greater extent, frontier market countries, may be more likely to experience political turmoil or rapid changes in market or economic conditions than more developed countries. Emerging market and frontier market countries often have less uniformity in accounting and reporting requirements and unreliable securities valuation. It is sometimes difficult to obtain and enforce court judgments in such countries, and there is often a greater potential for nationalization and/or expropriation of assets by the government of an emerging market country. In addition, the financial stability of issuers (including governments) in emerging market and frontier market countries may be more precarious than in other countries. As a result, there will tend to be an increased risk of price volatility associated with an Underlying SEI Fund's investments in emerging market and frontier market countries, which may be magnified by currency fluctuations relative to the U.S. dollar.

Frontier countries are a subset of emerging market countries with even smaller national economies. The economies of frontier market countries tend to be less correlated to global economic cycles than the economies of more developed countries and their markets have lower trading volumes and may exhibit greater price volatility and illiquidity. A small number of large investments in these markets may affect these markets to a greater degree than more developed markets. Frontier market countries may also be affected by government activities to a greater degree than more developed countries. For example, the governments of frontier market countries may exercise substantial influence within the private sector or subject investments to government approval, and governments of other countries may impose or negotiate trade barriers, exchange controls, adjustments to relative currency values and other measures that adversely affect a frontier market country. Governments of other countries may also impose sanctions or embargoes on frontier market countries. Although all of these risks are generally heightened with respect to frontier market countries, they also apply to emerging market countries.

*Foreign Sovereign Debt Securities* — Certain of the Underlying SEI Funds are subject to risks involved with investment in foreign sovereign debt securities, which are that: (i) the governmental entity that controls the repayment of sovereign debt may not be willing or able to repay the principal and/or interest when it becomes due, because of factors such as debt service burden, political constraints, cash flow problems and other national economic factors; (ii) governments may default on their debt securities, which may require holders of such securities to participate in debt rescheduling or additional lending to defaulting governments; and (iii) there is no bankruptcy proceeding by which defaulted sovereign debt may be collected in whole or in part.

*Forward Contracts* — A forward contract, also called a "forward," involves a negotiated obligation to purchase or sell a specific security or currency at a future date (with or without delivery required), which

may be any fixed number of days from the date of the contract agreed upon by the parties, at a price set at the time of the contract. Forward contracts are not traded on exchanges; rather, a bank or dealer will act as agent or as principal in order to make or take future delivery of a specified lot of a particular security or currency for an Underlying SEI Fund's account. Risks associated with forwards may include: (i) an imperfect correlation between the movement in prices of forward contracts and the securities or currencies underlying them; (ii) an illiquid market for forwards; (iii) difficulty in obtaining an accurate value for the forwards; and (iv) the risk that the counterparty to the forward contract will default or otherwise fail to honor its obligation. Because forwards require only a small initial investment in the form of a deposit or margin, they involve a high degree of leverage. Forwards are also subject to credit risk, liquidity risk and leverage risk, each of which is further described elsewhere in this section.

*Futures Contracts* — Futures contracts, or “futures,” provide for the future sale by one party and purchase by another party of a specified amount of a specific security or asset at a specified future time and at a specified price (with or without delivery required). The risks of futures include: (i) leverage risk; (ii) correlation or tracking risk; and (iii) liquidity risk. Because futures require only a small initial investment in the form of a deposit or margin, they involve a high degree of leverage. Accordingly, the fluctuation of the value of futures in relation to the underlying assets upon which they are based is magnified. Thus, an Underlying SEI Fund may experience losses that exceed losses experienced by funds that do not use futures contracts and which may be unlimited, depending on the structure of the contract. There may be imperfect correlation, or even no correlation, between price movements of a futures contract and price movements of investments for which futures are used as a substitute or which futures are intended to hedge. Lack of correlation (or tracking) may be due to factors unrelated to the value of the investments being substituted or hedged, such as speculative or other pressures on the markets in which these instruments are traded. Consequently, the effectiveness of futures as a security substitute or as a hedging vehicle will depend in part on the degree of correlation between price movements in the futures and price movements in underlying securities or assets. While futures contracts are generally liquid instruments, under certain market conditions they may become illiquid. Futures exchanges may impose daily or intra-day price change limits and/or limit the volume of trading. Additionally, government regulation may further reduce liquidity through similar trading restrictions. As a result, an Underlying SEI Fund may be unable to close out its futures contracts at a time that is advantageous. If movements in the markets for security futures contracts or the underlying security decrease the value of the Underlying SEI Fund's positions in security futures contracts, the Underlying SEI Fund may be required to have or make additional funds available to its carrying firm as margin. If the Underlying SEI Fund's account is under the minimum margin requirements set by the exchange or the brokerage firm, its position may be liquidated at a loss, and the Underlying SEI Fund will be liable for the deficit, if any, in its account. The Underlying SEI Fund may also experience losses due to systems failures or inadequate system back-up or procedures at the brokerage firm(s) carrying the Underlying SEI Fund's positions. The successful use of futures depends upon a variety of factors, particularly the ability of SIMC or a Sub-Adviser to predict movements of the underlying securities markets, which requires different skills than predicting changes in the prices of individual securities. There can be no assurance that any particular futures strategy adopted will succeed.

*Hedged Strategies* — Certain of the Underlying SEI Funds may employ investment strategies that involve greater risks than the strategies used by typical mutual funds, including short sales and derivative transactions. There is no assurance that hedged strategies will protect against losses or perform better than non-hedged strategies. The investment strategies employed by an Underlying SEI Fund that emphasize hedged positions rather than non-hedged positions in securities and derivatives

are used in an effort to protect against losses due to general movements in market prices and are tools used to manage the Underlying SEI Fund's price volatility. However, no assurance can be given that such hedging will be successful or that consistent absolute returns will be achieved. Hedging against a decline in the value of positions does not eliminate fluctuations in the values of such positions or prevent losses if the values of such positions decline but, rather, establishes other positions designed to gain from those same developments, thus offsetting the decline in the hedged positions' value. In a hedging transaction there may be imperfect correlation, or even no correlation, between the identity, price or price movements of a financial instrument and the identity, price or price movements of the investments being hedged. This lack of correlation may cause the hedge to be unsuccessful and may result in the Underlying SEI Fund incurring substantial losses and/or not achieving anticipated gains. Separately, hedging strategies can reduce opportunity for gain by offsetting the positive effect of favorable price movements. Even if the strategy works as intended, the Fund might be in a better position had it not attempted to hedge at all.

*Income Risk* — Certain of the Underlying SEI Funds are subject to income risk, which is the possibility that an Underlying SEI Fund's yield will decline due to falling interest rates.

*Inflation Protected Securities* — The value of inflation protected securities, including TIPS, will generally fluctuate in response to changes in "real" interest rates. Real interest rates represent nominal (or stated) interest rates reduced by the expected impact of inflation. The value of an inflation protected security generally decreases when real interest rates rise and generally increases when real interest rates fall. In addition, the principal value of an inflation protected security is periodically adjusted up or down along with the rate of inflation. If the measure of inflation falls, the principal value of the inflation protected security will be adjusted downwards, and, consequently, the interest payable on the security will be reduced. Repayment of the original bond principal upon maturity (as adjusted for inflation) is guaranteed by the U.S. Treasury in the case of TIPS. For securities that do not provide a similar guarantee, the adjusted principal value of the security to be repaid at maturity is subject to credit risk.

*Interest Rate* — Interest rate risk is the risk that a rise in interest rates will cause a fall in the value of fixed income securities, including U.S. Government securities, in which an Underlying SEI Fund invests. In a low interest rate environment, risks associated with rising rates are heightened. A low interest rate environment may present greater interest rate risk, because there may be a greater likelihood of rates increasing and rates may increase more rapidly. Changes in the value of an Underlying SEI Fund will correspondingly affect the value of the applicable Fund.

*Investment Company* — Certain of the Underlying SEI Funds may purchase shares of investment companies, such as open-end funds, ETFs and closed-end funds. The risks of investing in ETFs are more fully described above. When an Underlying SEI Fund invests in an investment company, it will bear a pro rata portion of the investment company's expenses in addition to directly bearing the expenses associated with its own operations. Such expenses may make owning shares of an investment company more costly than owning the underlying securities directly. Further, in part because of these additional expenses, the performance of an investment company may differ from the performance the Underlying SEI Fund would achieve if it invested directly in the underlying investments of the investment company. In addition, while the risks of owning shares of an investment company generally reflect the risks of owning the underlying investments of the investment company, an Underlying SEI Fund may be subject to additional or different risks than if the Underlying SEI Fund had invested directly in the underlying investments. For example, shares of certain closed-end funds are traded at market prices, which may vary from the NAV of their underlying investments. In addition, lack of liquidity in a closed-end fund

could result in its value being more volatile than the underlying portfolio of securities. Closed-end investment companies issue a fixed number of shares that trade on a stock exchange or over-the-counter at a premium or a discount to their NAV. As a result, a closed-end fund's share price fluctuates based on what another investor is willing to pay rather than on the market value of the securities in the fund.

*Investment Style* — Investment style risk is the risk that an Underlying SEI Fund's investment in certain securities in a particular market segment pursuant to the Underlying SEI Fund's particular investment strategy may underperform other market segments or the market as whole. Because the Funds invest in a number of Underlying SEI Funds, the Funds will generally be less subject to the risks of any particular market or market segment.

*Investment in the Subsidiary* — Certain Underlying SEI Funds may invest in their own Subsidiaries. By investing in a Subsidiary, each applicable Underlying SEI Fund is indirectly exposed to the risks associated with such Subsidiary's investments. The commodity-related instruments held by a Subsidiary are subject to the same risks that apply to similar investments if held directly by the Underlying SEI Fund. A Subsidiary, however, is not registered under the 1940 Act, and may not be subject to all of the investor protections of the 1940 Act. Thus, the applicable Underlying SEI Funds, as investors in their respective Subsidiaries, will not have all of the protections offered to investors in registered investment companies.

Changes in the laws of the United States and/or the Cayman Islands or governmental interpretation of such laws under which the applicable Underlying SEI Funds and the Subsidiaries, respectively, are organized, could result in the inability of the applicable Underlying SEI Funds and/or their respective Subsidiaries to operate as intended and could negatively affect the applicable Underlying SEI Funds and their shareholders. For example, Cayman Islands law does not currently impose any income, corporate or capital gains tax, estate duty, inheritance tax, gift tax or withholding tax on the Subsidiaries. If Cayman Islands law changes such that the Subsidiaries must pay Cayman Islands governmental authority taxes, Underlying SEI Fund shareholders would likely suffer decreased investment returns.

*Large Capitalization* — If valuations of large capitalization companies appear to be greatly out of proportion to the valuations of small or medium capitalization companies, investors may migrate to the stocks of small and medium-sized companies. Additionally, larger, more established companies may be unable to respond quickly to new competitive challenges such as changes in technology and consumer tastes. Larger companies also may not be able to attain the high growth rates of successful smaller companies.

*Leverage* — Certain Underlying SEI Fund transactions, such as derivatives or reverse repurchase agreements, may give rise to a form of leverage. The use of leverage can amplify the effects of market volatility on an Underlying SEI Fund's share price and make the Underlying SEI Fund's returns, and therefore the Fund's returns, more volatile. This is because leverage tends to exaggerate the effect of any increase or decrease in the value of an Underlying SEI Fund's portfolio securities. The use of leverage may also cause an Underlying SEI Fund to liquidate portfolio positions when it would not be advantageous to do so in order to satisfy its obligations. The Underlying SEI Funds' use of leverage may result in a heightened risk of investment loss.

*LIBOR Replacement* — On July 27, 2017, the U.K. Financial Conduct Authority announced that it intends to stop compelling or inducing banks to submit LIBOR rates after 2021. The elimination of the London Inter-Bank Offered Rate ("LIBOR") may adversely affect the interest rates on, and value of, certain



Underlying SEI Fund investments for which the value is tied to LIBOR. Such investments may include bank loans, derivatives, floating rate securities, and other assets or liabilities tied to LIBOR. However, it remains unclear if LIBOR will continue to exist in its current, or a modified, form. Actions by regulators have resulted in the establishment of alternative reference rates to LIBOR in most major currencies. The U.S. Federal Reserve, based on the recommendations of the New York Federal Reserve's Alternative Reference Rate Committee (comprised of major derivative market participants and their regulators), has begun publishing a Secured Overnight Financing Rate ("SOFR"), which is intended to replace U.S. dollar LIBOR. Alternative reference rates for other currencies have also been announced or have already begun publication. Markets are slowly developing in response to these new rates. Questions around liquidity impacted by these rates, and how to appropriately adjust these rates at the time of transition, remain a concern for the Underlying SEI Funds. The effect of any changes to, or discontinuation of, LIBOR on the Underlying SEI Funds will vary depending on, among other things, (1) existing fallback or termination provisions in individual contracts and (2) whether, how, and when industry participants develop and adopt new reference rates and fallbacks for both legacy and new products and instruments. Accordingly, it is difficult to predict the full impact of the transition away from LIBOR on the Underlying SEI Funds until new reference rates and fallbacks for both legacy and new products, instruments and contracts are commercially accepted.

*Liquidity* — Liquidity risk exists when particular investments are difficult to purchase or sell. The market for certain investments may become illiquid due to specific adverse changes in the condition of a particular issuer or under adverse market or economic conditions independent of the issuer. An Underlying SEI Fund's investments in illiquid securities may reduce the returns of the Underlying SEI Fund because it may be unable to sell the illiquid securities at an advantageous time or price. Further, transactions in illiquid securities may entail transaction costs that are higher than those for transactions in liquid securities.

*Market* — Market risk is the risk that the market value of a security may move up and down, sometimes rapidly and unpredictably. Market risk may affect a single issuer, an industry, a sector or the market as a whole.

*Master Limited Partnerships* — Certain Underlying SEI Funds may invest in MLPs. Investments in units of MLPs involve risks that differ from an investment in common stock. Holders of the units of MLPs have more limited control and limited rights to vote on matters affecting the partnership. There are also certain tax risks associated with an investment in units of MLPs. In addition, conflicts of interest may exist between common unit holders, subordinated unit holders and the general partner of an MLP, including a conflict arising as a result of incentive distribution payments. The benefit an Underlying SEI Fund derives from investment in MLP units is largely dependent on the MLPs being treated as partnerships and not as corporations for federal income tax purposes. If an MLP were classified as a corporation for federal income tax purposes, there would be reduction in the after-tax return to the Underlying SEI Fund of distributions from the MLP, likely causing a reduction in the value of the Underlying SEI Fund's shares. MLP entities are typically focused in the energy, natural resources and real estate sectors of the economy. A downturn in the energy, natural resources or real estate sectors of the economy could have an adverse impact on the Underlying SEI Fund. At times, the performance of securities of companies in the energy, natural resources and real estate sectors of the economy may lag the performance of other sectors or the broader market as a whole. The Internal Revenue Code of 1986, as amended (the Code), provides that an Underlying SEI Fund is permitted to invest up to 25% of its assets in one or more qualified publicly traded partnerships (QPTPs), which will include certain MLPs,

and treat the income allocated by such QPTPs as qualifying income for purposes of the regulated investment company (RIC) annual qualifying income requirements described in the “Taxes” section below. “Qualified publicly traded partnership income” within the meaning of Section 199A(e)(5) of the Code is eligible for a 20% deduction by non-corporate taxpayers. Qualified publicly traded partnership income is generally income of a “publicly traded partnership” that is not treated as a corporation for U.S. federal income tax purposes that is effectively connected with such entity’s trade or business, but does not include certain investment income. This deduction, if allowed in full, equates to a maximum effective tax rate of 29.6% (37% top rate applied to income after 20% deduction). A RIC, such as an Underlying SEI Fund or a Fund, is not permitted to pass the special character of this income through to its shareholders. Currently, direct investors in entities that generate “qualified publicly traded partnership income” will enjoy the lower rate, but investors in RICs that invest in such entities will not. It is uncertain whether future technical corrections or administrative guidance will address this issue to enable an Underlying SEI Fund, and in turn a Fund, to pass through the special character of “qualified publicly traded partnership income” to shareholders.

*Mortgage-Backed Securities* — Mortgage-backed securities are a class of asset-backed securities representing an interest in a pool or pools of whole mortgage loans (which may be residential mortgage loans or commercial mortgage loans). Mortgage-backed securities held or acquired by an Underlying SEI Fund could include (i) obligations guaranteed by federal agencies of the U.S. Government, such as the Government National Mortgage Association (Ginnie Mae), which are backed by the “full faith and credit” of the United States, (ii) securities issued by the Federal National Mortgage Association (Fannie Mae) and the Federal Home Loan Mortgage Corporation (Freddie Mac), which are not backed by the “full faith and credit” of the United States but are guaranteed by the U.S. Government as to timely payment of principal and interest, (iii) securities (commonly referred to as “private-label RMBS”) issued by private issuers that represent an interest in or are collateralized by whole residential mortgage loans without a government guarantee and (iv) commercial mortgage-backed securities, which are multi-class or pass-through securities backed by a mortgage loan or a pool of mortgage loans secured by commercial property such as industrial and warehouse properties, office buildings, retail space and shopping malls, multifamily properties and cooperative apartments. Because private-label RMBS and commercial mortgage-backed securities are not issued or guaranteed by the U.S. Government, those securities generally are structured with one or more types of credit enhancement. There can be no assurance, however, that credit enhancements will support full payment to an Underlying SEI Fund of the principal and interest on such obligations. In addition, changes in the credit quality of the entity that provides credit enhancement could cause losses to an Underlying SEI Fund and affect its share price.

The Underlying SEI Funds may invest in mortgage-backed securities in the form of debt or in the form of “pass-through” certificates. Pass-through certificates, which represent beneficial ownership interests in the related mortgage loans, differ from debt securities, which generally provide for periodic fixed payments of interest on and principal of the related notes. Mortgage pass-through securities provide for monthly payments that are a “pass-through” of the monthly interest and principal payments (including any prepayments) made by the individual borrowers on the pooled mortgage loans, net of any fees and expenses owed to the servicers of the mortgage loans and other transaction parties that receive payment from collections on the mortgage loans.

The performance of mortgage loans and, in turn, the mortgage-backed securities acquired by an Underlying SEI Fund, is influenced by a wide variety of economic, geographic, social and other factors,



including general economic conditions, the level of prevailing interest rates, the unemployment rate, the availability of alternative financing and homeowner behavior.

The rate and aggregate amount of distributions on mortgage-backed securities, and therefore the average lives of those securities and the yields realized by an Underlying SEI Fund, will be sensitive to the rate of prepayments (including liquidations) and modifications of the related mortgage loans, any losses and shortfalls on the related mortgage loans allocable to the tranches held by the Underlying SEI Fund and the manner in which principal payments on the related mortgage loans are allocated among the various tranches in the particular securitization transaction. Furthermore, mortgage-backed securities are sensitive to changes in interest rates, but may respond to those changes differently from other fixed income securities due to the possibility of prepayment of the mortgage loans. Among other factors, a significant amount of defaults, rapid prepayments or prepayment interest shortfalls may erode amounts available for distributions to an Underlying SEI Fund. The timing of changes in the rate of prepayments of the mortgage loans may significantly affect an Underlying SEI Fund's actual yield to maturity, even if the average rate of principal payments is consistent with the Underlying SEI Fund's expectations. If prepayments of mortgage loans occur at a rate faster than that anticipated by the Underlying SEI Funds, payments of interest on the mortgage-backed securities could be significantly less than anticipated. Similarly, if the number of mortgage loans that are modified is larger than that anticipated by an Underlying SEI Fund, payments of principal and interest on the mortgage-backed securities could be significantly less than anticipated.

*Municipal Securities* — Municipal securities, like other fixed income securities, rise and fall in value in response to economic and market factors, primarily changes in interest rates, and actual or perceived credit quality. Rising interest rates will generally cause municipal securities to decline in value. Longer-term securities respond more sharply to interest rate changes than do shorter-term securities. A municipal security will also lose value if, due to rating downgrades or other factors, there are concerns about the issuer's current or future ability to make principal or interest payments. State and local governments rely on taxes and, to some extent, revenues from private projects financed by municipal securities to pay interest and principal on municipal debt. Poor statewide or local economic results or changing political sentiments may reduce tax revenues and increase the expenses of municipal issuers, making it more difficult for them to repay principal and to make interest payments on securities owned by the Underlying SEI Fund. Actual or perceived erosion of the creditworthiness of municipal issuers may reduce the value of an Underlying SEI Fund's holdings. As a result, an Underlying SEI Fund will be more susceptible to factors that adversely affect issuers of municipal obligations than a mutual fund that does not have as great a concentration in municipal obligations. Also, there may be economic or political changes that impact the ability of issuers of municipal securities to repay principal and to make interest payments on securities owned by an Underlying SEI Fund. Any changes in the financial condition of municipal issuers may also adversely affect the value of an Underlying SEI Fund's securities.

*Non-Diversification* — Certain Underlying SEI Funds are non-diversified, which means that they may invest in the securities of relatively few issuers. As a result, these Underlying SEI Funds may be more susceptible to a single adverse economic or political occurrence affecting one or more of these issuers and may experience increased volatility due to their investments in those securities.

*Opportunity* — The risk that an Underlying SEI Fund may miss out on an investment opportunity because the assets necessary to take advantage of that opportunity are tied up in other investments.

*Options* — An option is a contract between two parties for the purchase and sale of a financial instrument for a specified price at any time during the option period. Unlike a futures contract, an option grants the purchaser, in exchange for a premium payment, a right (not an obligation) to buy or sell a financial instrument. An option on a futures contract gives the purchaser the right, in exchange for a premium, to assume a position in a futures contract at a specified exercise price during the term of the option. The seller of an uncovered call (buy) option assumes the risk of a theoretically unlimited increase in the market price of the underlying security above the exercise price of the option. The securities necessary to satisfy the exercise of the call option may be unavailable for purchase except at much higher prices. Purchasing securities to satisfy the exercise of the call option can itself cause the price of the securities to rise further, sometimes by a significant amount, thereby exacerbating the loss. The buyer of a call option assumes the risk of paying an entire premium in the call option without ever getting the opportunity to execute the option. The seller (writer) of a covered put (sell) option (e.g., the writer has a short position in the underlying security) will suffer a loss if the increase in the market price of the underlying security is greater than the premium received from the buyer of the option. The seller of an uncovered put option assumes the risk of a decline in the market price of the underlying security below the exercise price of the option. The buyer of a put option assumes the risk of paying an entire premium in the put option without ever getting the opportunity to exercise the option. An option's time value (i.e., the component of the option's value that exceeds the in-the-money amount) tends to diminish over time. Even though an option may be in-the-money to the buyer at various times prior to its expiration date, the buyer's ability to realize the value of an option depends on when and how the option may be exercised. For example, the terms of a transaction may provide for the option to be exercised automatically if it is in-the-money on the expiration date. Conversely, the terms may require timely delivery of a notice of exercise, and exercise may be subject to other conditions (such as the occurrence or non-occurrence of certain events, such as knock-in, knock-out or other barrier events) and timing requirements, including the "style" of the option.

*Portfolio Turnover* — Due to their investment strategies, certain of the Underlying SEI Funds may buy and sell securities and other instruments frequently, which may result in higher transaction costs and additional capital gains tax liabilities.

*Prepayment* — An Underlying SEI Fund's investments in fixed income securities are subject to prepayment risk. In a declining interest rate environment, fixed income securities with stated interest rates may have their principal paid earlier than expected. This may result in an Underlying SEI Fund having to reinvest that money at lower prevailing interest rates, which can reduce the returns of the Underlying SEI Fund.

*Private Placements* — Investments in privately placed securities may be less liquid than in publicly traded securities. Although these securities may be resold in privately negotiated transactions, the prices realized from these sales could be less than those originally paid by an Underlying SEI Fund or less than what may be considered the fair value of such securities. Further, companies whose securities are not publicly traded may not be subject to the disclosure and other investor protection requirements that might be applicable if their securities were publicly traded.

*Quantitative Investing* — A quantitative investment style generally involves the use of computers to implement a systematic or rules-based approach to selecting investments based on specific measurable factors. Due to the significant role technology plays in such strategies, they carry the risk of unintended or unrecognized issues or flaws in the design, coding, implementation or maintenance of the computer programs or technology used in the development and implementation of the quantitative strategy.

These issues or flaws, which can be difficult to identify, may result in the implementation of a portfolio that is different from that which was intended, and could negatively impact investment returns. Such risks should be viewed as an inherent element of investing in an investment strategy that relies heavily upon quantitative models and computerization.

*Real Estate Industry* — Certain of the Underlying SEI Funds' investments in the securities of companies principally engaged in the real estate industry may be subject to the risks associated with the direct ownership of real estate. Risks commonly associated with the direct ownership of real estate include declines in the value of real estate, risks related to general and local economic conditions, possible lack of availability of mortgage funds, lack of ability to access the creditor capital markets, overbuilding, extended vacancies of properties, defaults by borrowers or tenants (particularly during an economic downturn), increasing competition, increases in property taxes and operating expenses, changes in zoning laws, losses due to costs resulting from clean-ups of environmental problems, liability to third parties for damages resulting from environmental problems, casualty or condemnation losses, limitations on rents, changes in market and sub-market values and the appeal of properties to tenants, and changes in interest rates. In addition to these risks, REITs and REOCs are dependent on specialized management skills, and some REITs and REOCs may have investments in relatively few properties, in a small geographic area or in a single type of property. These factors may increase the volatility of an Underlying SEI Fund's investments in REITs or REOCs. Risks associated with investments in REITs are further discussed below.

*Real Estate Investment Trusts* — REITs are trusts that invest primarily in commercial real estate or real estate-related loans. By investing in REITs indirectly through an Underlying SEI Fund, Fund shareholders will not only bear the proportionate share of the expenses of the Underlying SEI Fund, but will also indirectly bear similar expenses of underlying REITs. An Underlying SEI Fund may be subject to certain risks associated with the direct investments of REITs, which are discussed above. REITs may be affected by changes in the value of their underlying properties and defaults by borrowers or tenants. Some REITs may have limited diversification and may be subject to risks inherent in financing a limited number of properties. REITs generally depend on their ability to generate cash flow to make distributions to shareholders or unitholders and may be subject to defaults by borrowers and self-liquidations. In addition, a REIT may be affected by its failure to qualify for tax-free pass-through of income under the Code or its failure to maintain exemption from registration under the 1940 Act. "Qualified REIT dividends" (i.e., ordinary REIT dividends other than capital gain dividends and portions of REIT dividends designated as qualified dividend income eligible for capital gain tax rates) are eligible for a 20% deduction by non-corporate taxpayers. This deduction, if allowed in full, equates to a maximum effective tax rate of 29.6% (37% top rate applied to income after 20% deduction). Distributions by a Fund to its shareholders that are attributable to qualified REIT dividends and is properly reported as "section 199A dividends," are treated as "qualified REIT dividends" in the hands of non-corporate shareholders. A section 199A dividend is treated as a qualified REIT dividend only if the shareholder receiving such dividend holds the dividend-paying RIC shares for at least 46 days of the 91-day period beginning 45 days before the shares become ex-dividend, and is not under an obligation to make related payments with respect to a position in substantially similar or related property. A Fund or an Underlying SEI Fund is permitted to report its qualified REIT dividends as section 199A dividends, but are not required to do so.

*Reallocation* — In addition to managing the Funds and the Underlying SEI Funds, SIMC constructs and maintains Strategies (as defined below) for certain clients, and the Underlying SEI Funds are designed in part to implement those Strategies. Within the Strategies, SIMC periodically adjusts the target

allocations among the Underlying SEI Funds to ensure that the appropriate mix of assets is in place. SIMC also may create new Strategies that reflect significant changes in allocation among the Underlying SEI Funds. Because a large portion of the assets in the Underlying SEI Funds may be composed of investors in Strategies controlled or influenced by SIMC, this reallocation activity could result in significant purchase or redemption activity in the Underlying SEI Funds. While reallocations are intended to benefit investors that invest in the Underlying SEI Funds through the Strategies, they could in certain cases have a detrimental effect on the Underlying SEI Funds, including by increasing portfolio turnover (and related transactions costs), disrupting the portfolio management strategy, and causing the Underlying SEI Funds to incur taxable gains, which could, in turn, increase the Funds' costs and expenses. SIMC seeks to manage the impact to the Underlying SEI Funds resulting from reallocations in the Strategies.

*Securities Lending* — Certain of the Underlying SEI Funds may lend their securities to certain financial institutions in an attempt to earn additional income. An Underlying SEI Fund may lend its portfolio securities to brokers, dealers, and other financial institutions, provided a number of conditions are satisfied, including that the loan is fully collateralized. When an Underlying SEI Fund lends portfolio securities, its investment performance will continue to reflect changes in the value of the securities loaned, and the Underlying SEI Fund will also receive a fee or interest on the collateral. Securities lending involves the risk of loss of rights, including voting rights, in the loaned securities during the term of the loan or delay in recovering loaned securities if the borrower fails to return them or becomes insolvent. An Underlying SEI Fund that lends its securities may pay lending fees to a party arranging the loan.

*Short Sales* — Short sales are transactions in which an Underlying SEI Fund sells a security it does not own. To complete a short sale, an Underlying SEI Fund must borrow the security to deliver to the buyer. An Underlying SEI Fund is then obligated to replace the borrowed security by purchasing the security at the market price at the time of replacement. This price may be more or less than the price at which the security was sold by an Underlying SEI Fund, and the Underlying SEI Fund will incur a loss if the price of the security sold short increases between the time of the short sale and the time the Underlying SEI Fund replaces the borrowed security. Because a borrowed security could theoretically increase in price without limitation, the loss associated with short selling is potentially unlimited. Prior to replacing the borrowed security, certain Underlying SEI Funds may use the proceeds of a short sale to purchase other securities. In such a case, the value of an Underlying SEI Fund's holdings may exceed the value of the Underlying SEI Fund's net assets, which could cause the Underlying SEI Fund's returns to be more volatile than they would have been if such a strategy was not used. Certain Underlying SEI Funds' investment strategies may involve reinvesting proceeds received from selling securities short, which may effectively create leverage. The risks associated with leveraged investments are further described in the Leverage paragraph above. Pursuant to an Underlying SEI Fund's particular investment strategy, a Sub-Adviser may have a net short exposure in the portfolio of assets allocated to the Sub-Adviser.

*Small and Medium Capitalization Issuers* — Investing in equity securities of small and medium capitalization companies often involves greater risk than is customarily associated with investments in larger capitalization companies. This increased risk may be due to the greater business risks of smaller size companies, limited markets and financial resources, narrow product lines and the frequent lack of depth of management. Stock prices of smaller companies may be based in substantial part on future expectations rather than current achievements. The securities of smaller companies are often traded over-the-counter and, even if listed on a national securities exchange, may not be traded in volumes

typical for that exchange. Consequently, the securities of smaller companies may be less liquid, may have limited market stability and may be subject to more severe, abrupt or erratic market movements than securities of larger, more established companies or the market averages in general. Further, smaller companies may have less publicly available information and, when available, it may be inaccurate or incomplete.

*Swap Agreements* — Swaps are agreements whereby two parties agree to exchange payment streams calculated by reference to an underlying asset, such as a rate, index, instrument or securities. Swaps typically involve credit risk, market risk, liquidity risk, funding risk, operational risk, legal and documentation risk, regulatory risk and/or tax risk. Interest rate swaps involve one party, in return for a premium, agreeing to make payments to another party to the extent that interest rates exceed or fall below a specified rate (a “cap” or “floor,” respectively). Swap agreements involve the risk that the party with whom an Underlying SEI Fund has entered into the swap will default on its obligation to pay the Underlying SEI Fund and the risk that the Underlying SEI Fund will not be able to meet its obligations to the other party to the agreement.

Total return swaps are contracts that obligate a party to pay interest in exchange for payment by the other party of the total return generated by a security, a basket of securities, an index or an index component. Total return swaps give an Underlying SEI Fund the right to receive the appreciation in the value of a specified security, index or other instrument in return for a fee paid to the counterparty, which will typically be an agreed upon interest rate. If the underlying asset in a total return swap declines in value over the term of the swap, the Underlying SEI Fund may also be required to pay the dollar value of that decline to the counterparty. Fully funded total return swaps have economic and risk characteristics similar to credit-linked notes, which are described above. Fully funded equity swaps have economic and risk characteristics similar to participation notes (P-Notes).

A credit default swap enables an Underlying SEI Fund to buy or sell protection against a defined credit event of an issuer or a basket of securities.

The buyer of a credit default swap is generally obligated to pay the seller a periodic stream of payments over the term of the contract in return for a contingent payment upon the occurrence of a credit event with respect to an underlying reference obligation. If an Underlying SEI Fund is a seller of protection and a credit event occurs (as defined under the terms of that particular swap agreement), the Underlying SEI Fund will generally either: (i) pay to the buyer an amount equal to the notional amount of the swap and take delivery of the referenced obligation, other deliverable obligations or underlying securities comprising a referenced index; or (ii) pay a net settlement amount in the form of cash or securities equal to the notional amount of the swap less the recovery value of the referenced obligation or underlying securities comprising a referenced index. If an Underlying SEI Fund is a buyer of protection and a credit event occurs (as defined under the terms of that particular swap agreement), the Underlying SEI Fund will either: (i) receive from the seller of protection an amount equal to the notional amount of the swap and deliver the referenced obligation, other deliverable obligations or underlying securities comprising the referenced index; or (ii) receive a net settlement amount in the form of cash or securities equal to the notional amount of the swap less the recovery value of the referenced obligation or underlying securities comprising the referenced index. Recovery values are calculated by market makers considering either industry standard recovery rates or entity specific factors and other considerations until a credit event occurs. If a credit event has occurred, the recovery value is generally determined by a facilitated auction whereby a minimum number of allowable broker bids, together with a specified valuation method, are used to calculate the settlement value.

Credit default swaps involve special risks in addition to those mentioned above because they are difficult to value, are highly susceptible to liquidity and credit risk, and generally pay a return to the party that has paid the premium only in the event of an actual default by the issuer of the underlying obligation (as opposed to a credit downgrade or other indication of financial difficulty). Like a long or short position in a physical security, credit default swaps are subject to the same factors that cause changes in the market value of the underlying asset.

The Dodd-Frank Act, which was signed into law on July 21, 2010, created a new statutory framework that comprehensively regulated the over-the-counter (OTC) derivatives markets for the first time. Key Dodd-Frank Act provisions relating to OTC derivatives require rulemaking by the U.S. Securities and Exchange Commission (SEC) and the Commodity Futures Trading Commission (CFTC), not all of which has been proposed or finalized as of the date of this Prospectus. Prior to the Dodd-Frank Act, the OTC derivatives markets were traditionally traded on a bilateral basis (so-called “bilateral OTC transactions”). Under the Dodd-Frank Act, certain OTC derivatives transactions are now required to be centrally cleared and traded on exchanges or electronic trading platforms called swap execution facilities (SEFs). Bilateral OTC transactions differ from exchange-traded or cleared derivatives transactions in several respects. Bilateral OTC transactions are transacted directly with dealers and not with a clearing corporation. As bilateral OTC transactions are entered into directly with a dealer, there is a risk of nonperformance by the dealer as a result of its insolvency or otherwise. Under recently-adopted regulations by the CFTC and federal banking regulators (commonly referred to as “Margin Rules”), the Underlying SEI Fund is required to post collateral (known as variation margin) to cover the mark-to-market exposure in respect of its uncleared swaps.

*Taxation* — Certain of the Underlying SEI Funds are managed to minimize tax consequences to investors, but will likely earn taxable income and gains from time to time.

Certain Underlying SEI Funds may gain most of their exposure to the commodities markets through their investments in their own Subsidiaries, which invest directly in commodities and in equity-linked securities and commodity-linked derivative instruments, including options, futures contracts, swaps, options on futures contracts and commodity-linked structured notes (each, a “Commodity Fund” and, collectively, the “Commodity Funds”). Each Commodity Fund may invest up to 25% of its total assets in its respective Subsidiary. In order for a Commodity Fund to qualify as a RIC under Subchapter M of the Code, the Commodity Fund must, amongst other requirements described in the SAI, derive at least 90% of its gross income each taxable year from qualifying income (the “Qualifying Income Test” which is described in more detail in the SAI). To the extent a Commodity Fund invests in such instruments directly, the Commodity Fund will seek to restrict the resulting income from such instruments so that, when combined with its other non-qualifying income, each such Commodity Fund’s non-qualifying income is less than 10% of its gross income. However, a Commodity Fund may generate more non-qualifying income than anticipated, may not be able to generate qualifying income in a particular taxable year at levels sufficient to meet the Qualifying Income Test, or may not be able to accurately predict the non-qualifying income from these investments. Accordingly, the extent to which a Commodity Fund invests in commodities or commodity-linked derivative instruments directly may be limited by the Qualifying Income Test, which such Commodity Fund must continue to satisfy to maintain its status as a RIC. Failure to comply with the Qualifying Income Test would have significant negative tax consequences to Fund shareholders. Under certain circumstances, a Commodity Fund may be able to cure a failure to meet the Qualifying Income Test, but in order to do so the Commodity Fund may incur significant taxes, which would effectively reduce (and could eliminate) the Commodity Fund’s returns.



Failure of a Commodity Fund to qualify as a RIC could also in turn affect the applicable Fund's ability to qualify as a RIC.

The Commodity Funds' investments in their respective Subsidiary is expected to provide the Commodity Funds with exposure to the commodities markets within the limitations of the federal tax requirements of Subchapter M of the Code for qualification as a RIC. The "Subpart F" income (defined in Section 951 of the Code to include passive income, including from commodity-linked derivatives) of the Commodity Funds attributable to their investments in a Subsidiary is "qualifying income" to the Commodity Funds to the extent that such income is derived with respect to such Commodity Fund's business of investing in stock, securities or currencies. Each Commodity Fund expects its "Subpart F" income attributable to its investment in its Subsidiary to be derived with respect to the Commodity Fund's business of investing in stock, securities or currencies and to be treated as "qualifying income. The Adviser will carefully monitor the Commodity Funds' investments in their respective Subsidiary to ensure that no more than 25% of a Commodity Fund's assets are invested in its Subsidiary.

*U.S. Government Securities* — Certain of the Underlying SEI Funds invest in U.S. Government securities. U.S. Government securities are obligations of, or guaranteed by, the U.S. Government, its agencies or government-sponsored entities. U.S. Government securities include issues by non-governmental entities (such as financial institutions) that carry direct guarantees from U.S. Government agencies as part of government initiatives in response to a market crisis or otherwise. Although the U.S. Government guarantees principal and interest payments on securities issued by the U.S. Government and some of its agencies, such as securities issued by the Government National Mortgage Association, this guarantee does not apply to losses resulting from declines in the market value of these securities. U.S. Government securities include zero coupon securities that make payments of interest and principal only upon maturity, which tend to be subject to greater volatility than interest bearing securities with comparable maturities. Some of the U.S. Government securities that an Underlying SEI Fund may hold are not guaranteed or backed by the full faith and credit of the U.S. Government, such as those issued by the Federal National Mortgage Association and the Federal Home Loan Mortgage Corporation. The maximum potential liability of the issuers of some U.S. Government securities may greatly exceed their current resources, including any legal right to support from the U.S. Government. Although U.S. Government securities are considered to be among the safest investments, they are still subject to the credit risk of the U.S. Government and are not guaranteed against price movements due to changing interest rates.

*Warrants* — Certain of the Underlying SEI Funds may invest in warrants. The holder of a warrant has the right to purchase a given number of shares of a particular issuer at a specified price until expiration of the warrant. Such investments can provide a greater potential for profit or loss than an equivalent investment in the underlying security. Prices of warrants do not necessarily move in tandem with the prices of the underlying securities and are speculative investments. Warrants pay no dividends and confer no rights other than a purchase option. If a warrant is not exercised by the date of its expiration, an Underlying SEI Fund will lose its entire investment in such warrant.

## GLOBAL ASSET ALLOCATION

The Funds, the Underlying SEI Funds and other funds managed by SIMC are used within global asset allocation strategies (Strategies) that SIMC constructs and maintains for certain clients (Strategy Clients). The Funds and the Underlying SEI Funds are designed in part to implement those Strategies. The degree to which a Strategy Client's portfolio is invested in the particular market segments and/or asset

classes represented by the Funds, the Underlying SEI Funds and other funds varies. SIMC believes that an investment in a portfolio of funds representing a range of asset classes as part of a Strategy may reduce the Strategy's overall level of volatility.

Within the Strategies, SIMC periodically adjusts the target allocations among the Underlying SEI Funds and other funds to ensure that the appropriate mix of assets is in place. SIMC also may create new Strategies that reflect significant changes in allocation among the Underlying SEI Funds and other funds. Because a large portion of the assets in the Underlying SEI Funds and other funds may be composed of investors in Strategies controlled or influenced by SIMC, this reallocation activity could result in significant purchase or redemption activity in the Underlying SEI Funds. While reallocations are intended to benefit investors that invest in the Underlying SEI Funds through the Strategies, they could in certain cases have a detrimental effect on an Underlying SEI Fund and, indirectly, on a Fund if they are being materially reallocated, including by increasing portfolio turnover (and related transaction costs), disrupting the portfolio management strategy, and causing such Underlying SEI Funds or Funds to incur taxable gains. SIMC seeks to manage the impact to the Underlying SEI Funds and, accordingly, the Funds resulting from reallocations in the Strategies.

## MORE INFORMATION ABOUT THE FUNDS' BENCHMARK INDEXES

The following information describes the various indexes referred to under the heading "Performance Information" in each of the Fund Summary sections of this prospectus.

The Bloomberg Barclays U.S. Aggregate Bond Index is a widely-recognized, market-weighted (higher market value bonds have more influence than lower market value bonds) index of U.S. Government obligations, corporate debt securities and AAA rated mortgage-backed securities. All securities in the index are rated investment grade (BBB-) or higher, with maturities of at least 1 year.

The ICE BofA 3-Month U.S. Treasury Bill Index measures total return on cash, including price and interest income, based on short-term government Treasury Bills of about 90-day maturity.

The MSCI EAFE (Europe, Australasia, Far East) Index is a widely-recognized, capitalization-weighted (companies with larger market capitalizations have more influence than those with smaller capitalizations) index of developed market countries in Europe, Australasia and the Far East.

The S&P 500 Index consists of 500 companies from a diverse range of industries. Contrary to a popular misconception, the S&P 500 Index is not a simple list of the largest 500 companies by market capitalization or by revenues. Rather, it is 500 of the most widely held U.S.-based common stocks, chosen by the S&P 500 Index's index committee for market size, liquidity and sector representation. "Leading companies in leading industries" is the guiding principal for S&P 500 inclusion. A small number of international companies that are widely traded in the U.S. are included, but the S&P 500 Index's index committee has announced that only U.S.-based companies will be added in the future.

## INVESTMENT ADVISER

SIMC, an SEC registered investment adviser located at One Freedom Valley Drive, Oaks, Pennsylvania 19456, serves as the investment adviser to the Funds. As of March 31, 2020, SIMC had approximately \$170.96 billion in assets under management.



The Funds are managed by SIMC who seeks to achieve each Fund's investment objective and strategy by allocating the Fund's assets among the Underlying SEI Funds and selecting other investment companies, ETPs and derivative instruments in which to invest that portion of the Fund's assets not allocated to the Underlying SEI Funds. Asset allocation is the division of a portfolio's assets such that the portfolio's risk exposures and return potential are consistent with the investment objective of the portfolio. SIMC constructs a portfolio based on its analysis of risk, return, and correlations as they relate to specific asset classes. SIMC recognizes that capital markets change over time, causing adjustments in correlations between asset classes and in expectations for risk and return. As a result, an asset class that might have historically provided diversification may no longer offer the same benefits today. Accordingly, SIMC's assumptions about the behavior of asset classes, and consequently, the asset allocation of portfolios are adjusted to reflect these shifts. The Funds are managed by three investment professionals, as identified below.

Bryan Hoffman has served as Portfolio Manager for SIMC since 2016. From 2010-2015, Mr. Hoffman led the Research and Development team within SEI's Portfolio Strategies Group, where he was responsible for the development and maintenance of SEI's global capital market assumptions. Mr. Hoffman is currently responsible for constructing the asset allocation strategies for each Fund.

James Smigiel has served as Managing Director and Head of Portfolio Strategies Group for SIMC since 2010. From 2004-2010, Mr. Smigiel oversaw SIMC's Global Fixed Income team, where his responsibilities included strategy development and manager evaluation and selection. Mr. Smigiel is currently responsible for developing the investment strategies for the Funds.

Ryan Schneck has served as Portfolio Manager for SIMC since 2006. Prior to joining SIMC, Mr. Schneck was part of the global fixed income research team at Standard & Poor's responsible for credit and default research. Mr. Schneck is currently responsible for developing the asset allocation strategies for each Fund.

The Underlying SEI Funds are managed by SIMC and one or more sub-advisers (each a Sub-Adviser and together, the Sub-Advisers). SIMC acts as a "manager of managers" of the Underlying SEI Funds and, subject to the oversight of the Board of Trustees (Board) of the SEI Asset Allocation Trust (Trust), is responsible for:

- researching and recommending to the Board, the hiring, termination and replacement of Sub-Advisers;
- allocating, on a continuous basis, assets of an Underlying SEI Fund among the Sub-Advisers (to the extent an Underlying SEI Fund has more than one sub-adviser);
- monitoring and evaluating each Sub-Adviser's performance;
- overseeing the Sub-Advisers to ensure compliance with the Underlying SEI Funds' investment objectives, policies and restrictions; and
- monitoring each Sub-Adviser's adherence to its investment style.

SIMC acts as manager of managers for the Underlying SEI Funds pursuant to an exemptive order obtained from the SEC. The exemptive order permits SIMC, with the approval of the Board, to retain unaffiliated sub-advisers for the Underlying SEI Funds without submitting the sub-advisory agreements

to a vote of the applicable Underlying SEI Funds' shareholders. Among other things, the exemptive order permits the non-disclosure of amounts payable by SIMC under a particular sub-advisory agreement, but instead requires SIMC to disclose the aggregate amount of sub-advisory fees paid by SIMC with respect to each Underlying SEI Fund. **As a manager of managers with respect to the Underlying SEI Funds, SIMC is ultimately responsible for the investment performance of the Underlying SEI Funds.** The Board supervises SIMC and the Sub-Advisers and establishes policies that they must follow in their management activities.

For the fiscal year ended March 31, 2020, SIMC received investment advisory fees, as a percentage of each Fund's average daily net assets, at the following annual rates:

Defensive Strategy Fund	0.10%
Conservative Strategy Fund	0.10%
Moderate Strategy Fund	0.10%
Aggressive Strategy Fund	0.10%
Core Market Strategy Fund	0.10%
Market Growth Strategy Fund	0.10%

A discussion regarding the basis for the Board's approval of the Funds' investment advisory agreement is available in the Funds' Annual Report, which covers the period from April 1, 2019 to March 31, 2020.

SIMC has registered with the National Futures Association as a "commodity pool operator" under the Commodities Exchange Act (CEA) with respect to certain other products not included in this prospectus. A notice of eligibility for exclusion from the definition of the term "commodity pool operator" has been filed on behalf of each Fund in accordance with CFTC Regulation 4.5 and other relevant rules, regulations and no-action relief. The Trust and each Fund are therefore not subject to registration or regulation as a pool operator under the CEA. SIMC has registered with the National Futures Association as a "commodity pool operator" under the CEA with respect to certain products not included in this prospectus.

The SAI provides additional information about the portfolio managers' compensation, other accounts they manage and their ownership, if any, of Fund shares.

## Information About Fee Waivers

The Funds' actual total annual Fund operating expenses (which reflect the estimated amount of expenses borne indirectly by the Funds as a result of their investment in the Underlying SEI Funds) for the most recent fiscal year were less than the amounts shown in the Annual Fund Operating Expenses tables in the Fund Summary sections because the Adviser, the Funds' administrator and/or the Funds' distributor voluntarily waived and/or reimbursed a portion of their fees in order to keep total direct annual Fund operating expenses (exclusive of interest from borrowings, brokerage commissions, Trustee fees, taxes, costs associated with litigation- or tax-related services and extraordinary expenses not incurred in the ordinary course of the Funds' business) at a specified level. The voluntary waivers of the Adviser, the Funds' administrator and/or the Funds' distributor are limited to the Funds' direct annual Fund operating expenses and, therefore, do not apply to indirect expenses incurred by the Funds, such as AFFE. The Adviser, the Funds' administrator and/or the Funds' distributor may discontinue all or part

of these waivers and/or reimbursements at any time. With these fee waivers, the Funds' actual total annual Fund operating expenses for the most recent fiscal year were as follows:

Fund Name — Class D Shares	Total Annual Fund Operating Expenses (before fee waivers)	Total Annual Fund Operating Expenses (after fee waivers)	Total Annual Fund Operating Expenses (after fee waivers, excluding AFFE)*
Defensive Strategy Fund**	1.79%	1.42%	0.97%
Conservative Strategy Fund	1.90%	1.57%	1.01%
Moderate Strategy Fund	2.02%	1.74%	1.06%
Aggressive Strategy Fund	2.16%	1.92%	1.10%
Core Market Strategy Fund**	2.10%	1.86%	1.10%
Market Growth Strategy Fund	2.14%	1.90%	1.10%

\* AFFE reflects the estimated amount of fees and expenses that were incurred indirectly by a Fund through its investments in the Underlying SEI Funds, other investment companies or ETPs during the most recent fiscal year. Actual AFFE indirectly borne by a Fund will vary with changes in the allocation of the Fund's assets among the Underlying SEI Funds, other investment companies or ETPs and with other events that directly affect the operating expenses of the Underlying SEI Funds, other investment companies or ETPs.

\*\* As of March 31, 2020, the Class D Shares of the Defensive Strategy and Core Market Strategy Funds had not yet commenced operations and therefore did not incur any total annual Fund operating expenses. Total annual Fund operating expenses shown for each Fund are estimated amounts based on such Fund's Class F Shares' total annual Fund operating expenses.

## PURCHASING, EXCHANGING AND SELLING FUND SHARES

This section tells you how to purchase, exchange and sell (sometimes called "redeem") Class D Shares of the Funds. Class D Shares are offered to tax-advantaged and other retirement accounts through banks broker-dealers and other financial institutions and intermediaries that have entered into arrangements with the distributor to sell Class D Shares to their customers. If you are investing in a Fund through a 401(k) or other retirement plan, you should contact your plan sponsor for the services and procedures which pertain to your account. For information on how to open an account and set up procedures for placing transactions, call 1-800-DIAL-SEI.

### HOW TO PURCHASE FUND SHARES

The minimum initial investment for Class D Shares is \$150,000, with minimum subsequent investments of \$1,000. A Fund may accept investments of smaller amounts at its discretion. Fund shares may be purchased on any Business Day.

Authorized financial institutions and intermediaries may purchase, sell or exchange Class D Shares by placing orders with the Transfer Agent or the Funds' authorized agent. Authorized financial institutions and intermediaries that use certain SEI or third party systems may place orders electronically through those systems. Authorized financial institutions and intermediaries may also place orders by calling 1-800-858-7233. Generally, cash investments must be transmitted or delivered in federal funds to the Funds' wire agent by the close of business on the day after the order is placed. However, in certain circumstances the Funds, at their discretion, may allow purchases to settle (*i.e.*, receive final payment) at a later date in accordance with the Funds' procedures and applicable law. The Funds reserve the right to refuse any purchase requests, particularly those that the Funds reasonably believe may not be in the

best interest of the Funds or their shareholders and could adversely affect the Funds or their operations. This includes those from any individual or group who, in a Fund's view, is likely to engage in excessive trading (usually defined as four or more "round trips" in a Fund in any twelve-month period). For more information regarding the Funds' policies and procedures related to excessive trading, please see "Frequent Purchases and Redemptions of Fund Shares" below.

You may be eligible to purchase other classes of shares of a Fund. However, you may only purchase a class of shares that your financial institution or intermediary sells or services. Your financial institution representative or intermediary can tell you which class of shares is available to you.

Each Fund calculates its NAV per share once each Business Day as of the close of normal trading on the NYSE (normally, 4:00 p.m. Eastern Time). So, for you to receive the current Business Day's NAV per share, generally the Funds (or an authorized agent) must receive your purchase order in proper form before 4:00 p.m. Eastern Time. A Fund will not accept orders that request a particular day or price for the transaction or any other special conditions.

When you purchase, sell or exchange Fund shares through certain financial institutions, you may have to transmit your purchase, sale and exchange requests to these financial institutions at an earlier time for your transaction to become effective that day. This allows these financial institutions time to process your requests and transmit them to the Funds.

Certain other intermediaries, including certain broker-dealers and shareholder organizations, are authorized to accept purchase, redemption and exchange requests for Fund shares. These requests are executed at the next determined NAV per share after the intermediary receives the request if transmitted to the Funds in accordance with the Funds' procedures and applicable law. These authorized intermediaries are responsible for transmitting requests and delivering funds on a timely basis.

You will have to follow the procedures of your financial institution or intermediary for transacting with the Funds. You may be charged a fee for purchasing and/or redeeming Fund shares by your financial institution or intermediary.

## Pricing of Fund Shares

NAV for one Fund share is the value of that share's portion of the net assets of the Fund. In calculating NAV, the Fund generally values shares of the Underlying SEI Funds at their NAV and its investment portfolio at market price. You may obtain the current NAV of the Fund by calling 1-800-DIAL-SEI.

When valuing portfolio securities, the Funds and the Underlying SEI Funds value securities listed on a securities exchange, market or automated quotation system for which quotations are readily available (other than securities traded on National Association of Securities Dealers Automated Quotations (NASDAQ) or as otherwise noted below) at the last quoted sale price on the primary exchange or market (foreign or domestic) on which the securities are traded or, if there is no such reported sale, at the most recent quoted bid price. The Funds and the Underlying SEI Funds value securities traded on NASDAQ at the NASDAQ Official Closing Price. If available, debt securities and swaps (which are not centrally cleared), bank loans or collateralized debt obligations (including collateralized loan obligations), such as those held by the Funds or the Underlying SEI Funds are priced based upon valuations provided by independent, third-party pricing agents. Such values generally reflect the last reported sales price if the security is actively traded. The third-party pricing agents may also value debt securities at an evaluated

bid price by employing methodologies that utilize actual market transactions, broker-supplied valuations or other methodologies designed to identify the market value for such securities. Redeemable securities issued by open-end investment companies are valued at the investment company's applicable NAV per share, with the exception of ETFs, which are priced as equity securities. These open-end investment companies' shares are offered in separate prospectuses, each of which describes the process by which the applicable investment company's NAV is determined. The prices of foreign securities are reported in local currency and converted to U.S. dollars using currency exchange rates. If a security's price cannot be obtained, as noted above, the applicable Fund or Underlying SEI Fund will value the securities using a bid price from at least one independent broker. If such prices are not readily available, are determined to be unreliable or cannot be valued using the methodologies described above, the applicable Fund or Underlying SEI Fund will value the security using its Fair Value Pricing Policies and Procedures (Fair Value Procedures), as described below.

On the first day a new debt security purchase is recorded, if a price is not available from a third-party pricing agent or an independent broker, the security may be valued at its purchase price. Each day thereafter, the debt security will be valued according to the Funds' or Underlying SEI Funds' Fair Value Procedures until an independent source can be secured. Securities held by a Fund or Underlying SEI Fund with remaining maturities of 60 days or less will be valued by the amortized cost method, which involves valuing a security at its cost on the date of purchase and thereafter (absent unusual circumstances) assuming a constant amortization to maturity of any discount or premium, regardless of the impact of fluctuations in general market rates of interest on the value of the instrument. While this method provides certainty in valuation, it may result in periods during which value, as determined by this method, is higher or lower than the price the applicable Fund or Underlying SEI Fund would receive if it sold the instrument, and the value of securities in the applicable Fund or Underlying SEI Fund can be expected to vary inversely with changes in prevailing interest rates. Should existing credit, liquidity or interest rate conditions in the relevant markets and issuer-specific circumstances suggest that amortized cost does not approximate fair value, then the amortized cost method may not be used.

Options are valued at the last quoted sales price. If there is no such reported sale on the valuation date, long positions are valued at the most recent bid price, and short positions are valued at the most recent ask price.

Futures and swaps cleared through a central clearing house (centrally cleared swaps) are valued at the settlement price established each day by the board of exchange on which they are traded. The daily settlement prices for financial futures and centrally cleared swaps are provided by an independent source. On days when there is excessive volume, market volatility or the future or centrally cleared swap does not end trading by the time the applicable Underlying SEI Fund calculates its NAV, the settlement price may not be available at the time at which the Fund calculates its NAV. On such days, the best available price (which is typically the last sales price) may be used to value the Underlying SEI Fund's futures or centrally cleared swaps position.

Foreign currency forward contracts are valued at the current day's interpolated foreign exchange rate, as calculated using forward rates provided by an independent source.

Prices for most securities held by a Fund or Underlying SEI Fund are provided daily by third-party independent pricing agents. SIMC or a Sub-Adviser, as applicable, reasonably believes that prices provided by independent pricing agents are reliable. However, there can be no assurance that such pricing service's prices will be reliable. SIMC or a Sub-Adviser, as applicable, will continuously monitor

the reliability of prices obtained from any pricing service and shall promptly notify the Funds' or Underlying SEI Funds' administrator if it believes that a particular pricing service is no longer a reliable source of prices. The Funds' or Underlying SEI Funds' administrator, in turn, will notify the Fair Value Pricing Committee (the Committee) if it receives such notification from SIMC or a Sub-Adviser, as applicable, or if the Funds' or Underlying SEI Funds' administrator reasonably believes that a particular pricing service is no longer a reliable source for prices.

The Funds' and the Underlying SEI Funds' Fair Value Procedures provide that any change in a primary pricing agent or a pricing methodology requires prior approval by the Board or its designated committee. However, when the change would not materially affect the valuation of a Fund's (or Underlying SEI Fund's) net assets or involve a material departure in pricing methodology from that of a Fund's (or Underlying SEI Fund's) existing pricing agent or pricing methodology, ratification may be obtained at the next regularly scheduled meeting of the Board.

Securities for which market prices are not "readily available," are determined to be unreliable or cannot be valued using the methodologies described above are valued in accordance with Fair Value Procedures established by the Board. The Funds' Fair Value Procedures are implemented through the Committee designated by the Board. The Committee is currently composed of one member of the Board, as well as representatives from SIMC and its affiliates.

Some of the more common reasons that may necessitate that a security be valued using Fair Value Procedures include: (i) the security's trading has been halted or suspended; (ii) the security has been delisted from a national exchange; (iii) the security's primary trading market is temporarily closed at a time when under normal conditions it would be open; or (iv) the security's primary pricing source is not able or willing to provide a price. When a security is valued in accordance with the Fair Value Procedures, the Committee will determine the value after taking into consideration relevant information reasonably available to the Committee. Examples of factors the Committee may consider include: (i) the facts giving rise to the need to fair value; (ii) the last trade price; (iii) the performance of the market or the issuer's industry; (iv) the liquidity of the security; (v) the size of the holding in the Fund; or (vi) any other appropriate information.

The determination of a security's fair value price often involves the consideration of a number of subjective factors and is therefore subject to the unavoidable risk that the value assigned to a security may be higher or lower than the security's value would be if a reliable market quotation for the security was readily available. The respective prospectuses for the Underlying SEI Funds in which the Funds invest explain the circumstances in which those Underlying SEI Funds will use fair value pricing and the effects of fair value pricing.

For securities that principally trade on a foreign market or exchange, a significant gap in time can exist between the time of a particular security's last trade and the time at which a Fund or an Underlying SEI Fund calculates its NAV. The closing prices of such securities may no longer reflect their market value at the time a Fund or an Underlying SEI Fund calculates NAV if an event that could materially affect the value of those securities (a Significant Event), including substantial fluctuations in domestic or foreign markets or occurrences not tied directly to the securities markets, such as natural disasters, armed conflicts or significant governmental actions, has occurred between the time of the security's last close and the time that the Fund or Underlying SEI Fund calculates NAV. A Fund or an Underlying SEI Fund may invest in securities that are primarily listed on foreign exchanges that trade on weekends or other days when the Fund does not price its shares. As a result, the NAV of the Fund's or Underlying SEI

Fund's shares may change on days when shareholders will not be able to purchase or redeem Fund shares.

A Significant Event may relate to a single issuer or to an entire market sector. If SIMC or a Sub-Adviser, as applicable becomes aware of a Significant Event that has occurred with respect to a security or group of securities after the closing of the exchange or market on which the security or securities principally trade, but before the time at which a Fund or an Underlying SEI Fund calculates NAV, it may request that a Committee meeting be called. In addition with respect to certain securities, the Funds' and Underlying SEI Funds' administrator performs price comparisons and price movement review (among other processes), to monitor the pricing data supplied by various sources. Any identified discrepancies are researched and subject to the procedures described above.

## Frequent Purchases and Redemptions of Fund Shares

"Market timing" refers to a pattern of frequent purchases and sales of a Fund's shares, often with the intent of earning arbitrage profits. Market timing of the Funds could harm other shareholders in various ways, including by diluting the value of the shareholders' holdings, increasing Fund transaction costs, disrupting the portfolio management strategy, causing the Funds to incur unwanted taxable gains and forcing the Funds to hold excess levels of cash.

The Funds are intended to be long-term investment vehicles and are not designed for investors that engage in short-term trading activity (*i.e.*, a purchase of Fund shares followed shortly thereafter by a redemption of such shares, or vice versa, in an effort to take advantage of short-term market movements). Accordingly, the Board has adopted policies and procedures on behalf of the Funds to deter short-term trading. The Transfer Agent will monitor trades in an effort to detect short-term trading activities. If, as a result of this monitoring, a Fund determines, in its sole discretion, that a shareholder has engaged in excessive short-term trading, it will refuse to process future purchases or exchanges into the Fund from that shareholder's account.

A shareholder will be considered to be engaging in excessive short-term trading in a Fund in the following circumstances:

- i. if the shareholder conducts four or more "round trips" in a Fund in any twelve-month period. A round trip involves the purchase of shares of a Fund and subsequent redemption of all or most of those shares. An exchange into and back out of a Fund in this manner is also considered a round trip.
- ii. if a Fund determines, in its sole discretion, that a shareholder's trading activity constitutes excessive short-term trading, regardless of whether such shareholder exceeds the foregoing round trip threshold.

The Funds in their sole discretion also reserve the right to reject any purchase request (including exchange requests) for any reason without notice.

Judgments with respect to implementation of the Funds' policies are made uniformly and in good faith in a manner that the Funds believe is consistent with the best long-term interests of shareholders. When applying the Funds' policies, the Funds may consider (to the extent reasonably available) an investor's trading history in all SEI funds, as well as trading in accounts under common ownership, influence or control, and any other information available to the Funds.



The Funds' monitoring techniques are intended to identify and deter short-term trading in the Funds. However, despite the existence of these monitoring techniques, it is possible that short-term trading may occur in the Funds without being identified. For example, certain investors seeking to engage in short-term trading may be adept at taking steps to hide their identity or activity from the Funds' monitoring techniques. Operational or technical limitations may also limit the Funds' ability to identify short-term trading activity.

The Funds and/or their service providers have entered into agreements with financial intermediaries that require them to provide the Funds and/or their service providers with certain shareholder transaction information to enable the Funds and/or their service providers to review the trading activity in the omnibus accounts maintained by financial intermediaries. The Funds may also delegate trade monitoring to the financial intermediaries. If excessive trading is identified in an omnibus account, the Funds will work with the financial intermediary to prohibit the shareholder from future purchases or exchanges into the Funds.

Certain of the Funds are sold to participant-directed employee benefit plans. The Funds' ability to monitor or restrict trading activity by individual participants in a plan may be constrained by regulatory restrictions or plan policies. In such circumstances, the Funds will take such action, which may include taking no action, as deemed appropriate in light of all the facts and circumstances.

The Funds may amend these policies and procedures in response to changing regulatory requirements or to enhance the effectiveness of the program.

## Foreign Investors

The Funds do not generally accept investments by non-U.S. persons. Non-U.S. persons may be permitted to invest in a Fund subject to the satisfaction of enhanced due diligence.

## Customer Identification and Verification and Anti-Money Laundering Program

Federal law requires all financial institutions to obtain, verify and record information that identifies each customer who opens an account. Accounts for the Funds are generally opened through other financial institutions or intermediaries. When you open your account through your financial institution or financial intermediary, you will have to provide your name, address, date of birth, identification number and other information that will allow the financial institution or financial intermediary to identify you. When you open an account on behalf of an entity you will have to provide formation documents and identifying information about beneficial owner(s) and controlling parties. This information is subject to verification by the financial institution or financial intermediary to ensure the identity of all persons opening an account.

Your financial institution or financial intermediary is required by law to reject your new account application if the required identifying information is not provided. Your financial institution or financial intermediary may contact you in an attempt to collect any missing information required on the application, and your application may be rejected if they are unable to obtain this information. In certain instances, your financial institution or financial intermediary may be required to collect documents to establish and verify your identity.

The Funds will accept investments and your order will be processed at the next determined NAV after receipt of your application in proper form (which includes receipt of all identifying information required on the application). The Funds, however, reserve the right to close and/or liquidate your account at the

then-current day's price if the financial institution or financial intermediary through which you open your account is unable to verify your identity. As a result, you may be subject to a gain or loss on Fund shares, as well as corresponding tax consequences.

Customer identification and verification are part of the Funds' overall obligation to deter money laundering under Federal law. The Funds have adopted an Anti-Money Laundering Compliance Program designed to prevent the Funds from being used for money laundering or the financing of terrorist activities. In this regard, the Funds reserve the right to: (i) refuse, cancel or rescind any purchase or exchange order; (ii) freeze any account and/or suspend account services; or (iii) involuntarily close your account in cases of threatening conduct or suspected fraudulent or illegal activity. These actions will be taken when, in the sole discretion of Fund management, they are deemed to be in the best interest of a Fund or in cases when a Fund is requested or compelled to do so by governmental or law enforcement authority. If your account is closed at the request of governmental or law enforcement authority, you may not receive proceeds of the redemption if a Fund is required to withhold such proceeds.

## HOW TO EXCHANGE YOUR FUND SHARES

An authorized financial institution or intermediary may exchange Class D Shares of any Fund for Class D Shares of any other fund of SEI Asset Allocation Trust on any Business Day by placing orders with the Transfer Agent or the Fund's authorized agent. For information about how to exchange Fund shares through your authorized financial institution or intermediary, you should contact your authorized financial institution or intermediary directly. This exchange privilege may be changed or canceled at any time upon 60 days' notice. When you exchange shares, you are really selling your shares of one Fund and buying shares of another Fund. Therefore, your sale price and purchase price will be based on the next calculated NAV after the Funds receive your exchange request. All exchanges are based on the eligibility requirements of the Fund into which you are exchanging and any other limits on sales of or exchanges into that Fund. Each Fund reserves the right to refuse or limit any exchange order for any reason, including if the transaction is deemed not to be in the best interest of the Fund's other shareholders or possibly disruptive to the management of the Fund. When a purchase or exchange order is rejected, the Fund will send notice to the prospective investor or the prospective investor's financial intermediary.

## HOW TO SELL YOUR FUND SHARES

If you own your shares through an account with the Funds, you may sell your shares on any Business Day by following the procedures established when you opened your account or accounts. If you have questions, call 1-800-DIAL-SEI. If you own your shares through an account with a broker or other authorized financial institution or intermediary, contact that broker or authorized financial institution or intermediary directly to sell your shares. Your authorized financial institution or intermediary may charge a fee for its services. The sale price of each share will be the next determined NAV after the Funds receive your request or after the Funds' authorized intermediary receives your request if transmitted to the Funds in accordance with the Funds' procedures and applicable law. For IRAs or other tax-deferred accounts, there are tax penalties for early withdrawal. For more information, see the SAI.

## Receiving Your Money

Normally, the Funds will make payment on your redemption request on the Business Day following the day on which they receive your request, but it may take up to seven days. You may arrange for your proceeds to be wired to your bank account.

## Methods Used to Meet Redemption Obligations

The Funds generally pay sale (redemption) proceeds in cash during normal market conditions. To the extent that a Fund does not have sufficient cash holdings for redemption proceeds, it will typically seek to generate such cash through the sale of portfolio assets. The Funds also operate an interfund lending program that enables a Fund to borrow from another Fund on a temporary basis, which, on a less regular basis, may be used to help a Fund satisfy redemptions. Under stressed or unusual conditions that make the payment of cash unwise (and for the protection of the Funds' remaining shareholders), the Funds might pay all or part of your redemption proceeds in liquid securities with a market value equal to the redemption price (redemption in kind). Although it is highly unlikely that your shares would ever be redeemed in kind, you would probably have to pay brokerage costs to sell the securities distributed to you, as well as taxes on any capital gains from the sale as with any redemption and you will bear the investment risk of the distributed securities until the distributed securities are sold. These methods may be used during both normal and stressed market conditions.

## Low Balance Redemptions

A Fund (or its delegate) may, in its discretion, and upon reasonable notice, redeem in full a financial institution, intermediary or shareholder that fails to maintain an investment of at least \$1,000 in the Fund.

## Suspension of Your Right to Sell Your Shares

The Funds may suspend your right to sell your shares if the NYSE restricts trading, if the SEC declares an emergency or for other reasons, as permitted by the 1940 Act and the rules and regulations promulgated thereunder. More information about such suspension can be found in the SAI.

## TELEPHONE TRANSACTIONS

Purchasing, selling and exchanging Fund shares over the telephone is extremely convenient, but not without risk. The Funds have certain safeguards and procedures to confirm the identity of callers and the authenticity of instructions. If the Funds follow these procedures, the Funds will not be responsible for any losses or costs incurred by following telephone instructions that the Funds reasonably believe to be genuine.

## UNCLAIMED PROPERTY

Each state has unclaimed property rules that generally provide for escheatment (or transfer) to the state of unclaimed property, including mutual fund shares, under various circumstances. Such circumstances include inactivity (*i.e.*, no owner-initiated contact for a certain period), returned mail (*i.e.*, when mail sent to a shareholder is returned by the post office, or "RPO," as undeliverable), or a combination of both inactivity and returned mail. More information on unclaimed property and how to maintain an active account is available through your state.

If you are a resident of certain states, you may designate a representative to receive notice of the potential escheatment of your property. The designated representative would not have any rights to your shares. Please contact your financial intermediary for additional information.

## DISTRIBUTION AND SERVICE OF FUND SHARES

SEI Investments Distribution Co. (SIDCo. or the Distributor) is the distributor of the shares of the Funds.

Pursuant to Rule 12b-1 under the 1940 Act, the Funds have adopted a distribution and shareholder services plan (the Distribution Plan) with respect to Class D Shares that allows Class D Shares to pay fees to service providers to compensate them for distribution services or shareholder services with respect to Class D Shares. Because these fees are paid out of the Funds' assets continuously, over time these fees will increase the cost of your investment and may cost you more than paying other types of sales charges. This distribution and shareholder servicing fee is 0.75% of the average daily net assets of the Class D Shares.

In addition, the Funds have adopted a shareholder services plan (the Service Plan) with respect to Class D Shares that allows such shares to pay service providers a fee in connection with the ongoing servicing of shareholder accounts owning such shares at an annual rate of up to 0.25% of average daily net assets of the Class D Shares. An Underlying SEI Fund may also charge a shareholder servicing fee pursuant to a shareholder services plan, and such fee may also be used to compensate service providers for shareholder services with respect to Class D Shares of the Funds. Each Fund will waive its shareholder servicing fee to the extent that the Fund's shareholder servicing fee, when aggregated with any shareholder servicing fee charged by an Underlying SEI Fund, exceeds applicable regulatory limits.

The Distribution and Service Plans provide that distribution fees and shareholder service fees on Class D Shares will be paid to SIDCo., which may then be used by SIDCO. to compensate financial intermediaries for providing distribution or shareholder services with respect to Class D Shares.

The Distributor may, from time to time in its sole discretion, institute one or more promotional incentive programs for dealers, which will be paid for by the Distributor from any sales charge it receives or from any other source available to it. Under any such program, the Distributor may provide cash or non-cash compensation as recognition for past sales or encouragement for future sales that may include the following: merchandise, travel expenses, prizes, meals, and lodgings, and gifts that do not exceed \$100 per year, per individual.

The Funds are sold primarily through independent registered investment advisers, financial planners, bank trust departments and other financial advisors (Financial Advisors) who provide their clients with advice and services in connection with their investments in the Funds. Many Financial Advisors are also associated with broker-dealer firms. SIMC and its affiliates, at their expense, may pay compensation to these broker-dealers or other financial institutions for marketing, promotional or other services. These payments may be significant to these firms and may create an incentive for the firm or its associated Financial Advisors to recommend or offer shares of the Funds to its customers rather than other funds or investment products. These payments are made by SIMC and its affiliates out of their past profits or other available resources. SIMC and its affiliates may also provide other products and services to Financial Advisors. For additional information, please see the SAI. You also can ask your Financial Advisor about any payments it receives from SIMC and its affiliates, as well as about fees it charges.

## DISCLOSURE OF PORTFOLIO HOLDINGS INFORMATION

The Funds' and the Underlying SEI Funds' portfolio holdings can be obtained on the Internet at the following address: <http://www.seic.com/holdings> (the Portfolio Holdings Website). Five (5) calendar days after each month end, a list of all portfolio holdings in each Fund and its Underlying SEI Funds as of the end of such month shall be made available on the Portfolio Holdings Website. Beginning on the day after any portfolio holdings information is posted on the Portfolio Holdings Website, such information will be delivered directly to any person who requests it, through electronic or other means. The portfolio holdings information placed on the Portfolio Holdings Website shall remain there until the fifth calendar day of the thirteenth month after the date to which the data relates, at which time it will be permanently removed from the site.

**Additional information regarding the Funds' policy and procedures on the disclosure of portfolio holdings information is available in the SAI.**

## DIVIDENDS, DISTRIBUTIONS AND TAXES

### Dividends and Distributions

Substantially all of the net investment income (exclusive of capital gains) of each Fund is periodically declared and paid as a dividend. Capital gains, if any, are distributed at least annually. If you own Fund shares on a Fund's record date, you will be entitled to receive the distribution.

You will receive dividends and distributions in the form of additional Fund shares unless you elect to receive payment in cash. To elect cash payment, the Funds must be notified in writing prior to the date of the distribution. Your election will be effective for dividends and distributions paid after the Funds receive your written notice. To cancel your election, simply send the Funds written notice.

### Taxes

**Please consult your tax advisor regarding your specific questions about federal, state and local income taxes. Below, the Funds have summarized some important U.S. federal income tax issues that affect the Funds and their shareholders. This summary is based on current tax laws, which may change.**

This summary does not apply to shares held in individual retirement accounts or other tax-qualified plans, which are generally not subject to current taxation. Transactions relating to shares held in such accounts may, however, be taxable at some time in the future. You should consult your tax advisor regarding the rules governing your own retirement plan or tax-qualified plan.

Each Fund intends to distribute substantially all of its net investment income and its net realized capital gains, if any, at least annually. The dividends and distributions you receive may be subject to federal, state and local taxation, depending upon your tax situation. Distributions you receive from a Fund may be taxable whether you receive them in cash or you reinvest them. Income distributions are generally taxable at ordinary income tax rates, except to the extent they are reported as qualified dividend income. Dividends that are reported by a Fund as qualified dividend income are eligible for the reduced current maximum rate to individuals of 20 percent (lower rates apply to individuals in lower tax brackets) to the extent that the Fund receives qualified dividend income and certain holding period requirements are met by you and by the Fund. The investment strategies of certain Funds may limit their ability to make distributions eligible for treatment as qualified dividend income. Distributions reported by the Funds as long-term capital gains distributions are generally taxable at the rates applicable to long-term

capital gains at a current maximum rate of 20 percent. Once a year, the Funds (or their administrative agent) will send you a statement showing the types and total amount of distributions you received during the previous year.

You should note that if you purchase shares just before a distribution, the purchase price would reflect the amount of the upcoming distribution. In this case, you would be taxed on the entire amount of the distribution received, even though, as an economic matter, the distribution simply constitutes a return of your investment. This is known as “buying a dividend” and should be avoided by taxable investors.

Each sale, redemption or exchange of Fund shares may be a taxable event and will ordinarily result in a taxable capital gain or loss. For tax purposes, an exchange of your Fund shares for shares of a different Fund is treated the same as a sale. Capital gain or loss will be long-term capital gain or loss if you have held your redeemed or exchanged Fund shares for more than twelve months at the time of redemption or exchange and short-term capital gain or loss if held for twelve months or less. In certain circumstances, losses realized on the redemption or exchange of Fund shares may be disallowed.

U.S. individuals with income exceeding \$200,000 (\$250,000 if married and filing jointly), are subject to a 3.8% Medicare contribution tax that applies to “net investment income,” including interest, dividends and capital gains (including capital gains realized on the sale or exchange of shares of the Funds).

The Funds and the Underlying SEI Funds may invest in complex securities. These investments may be subject to numerous special and complex tax rules. These rules could affect whether gains and losses recognized by a Fund or Underlying SEI Fund are treated as ordinary income or capital gain, accelerate the recognition of income to a Fund or Underlying SEI Fund and/or defer a Fund or Underlying SEI Fund’s ability to recognize losses. In turn, those rules may affect the amount, timing or character of the income distributed to you.

In order for each Fund and each Underlying SEI Fund to qualify as a RIC under Subchapter M of the Code, each Fund and each Underlying SEI Fund must, amongst other requirements, derive at least 90% of its gross income for each taxable year from dividends, interest, payments with respect to certain securities loans, and gains from the sale or other disposition of stock, securities or foreign currencies or other income derived (including but not limited to gains from options, futures or forward contracts) with respect to its business of investing in such stock, securities or currencies and net income from an interest in a qualified publicly traded partnership (*i.e.*, the Qualifying Income Test, which is described in greater detail in the SAI). Accordingly, because direct and certain indirect commodity linked investments do not produce qualifying income, each Underlying SEI Fund seeks to restrict the resulting income from such instruments so that, when combined with its other non-qualifying income, each such Underlying SEI Fund’s non-qualifying income is less than 10% of its gross income.

Moreover, in certain cases, a Fund or an Underlying SEI Fund will make investments in ETPs and other investment vehicles that may produce non-qualifying income for purposes of the Qualifying Income Test described above. In addition, this non-qualifying income may be directly attributed to a Fund or an Underlying SEI Fund and would force the Fund or the Underlying SEI Fund to account for this non-qualifying income in maintaining its status as a RIC. Each Fund and Underlying SEI Fund intends to monitor such investments to ensure that any non-qualifying income attributed to the Fund does not exceed permissible limits, but a Fund or an Underlying SEI Fund may not be able to accurately predict the non-qualifying income from these investments, which could cause a Fund or an Underlying SEI Fund to inadvertently fail to qualify as a RIC. Failure to comply with the Qualifying Income Test and failure to qualify as a RIC would have significant negative tax consequences to shareholders of a Fund. Under

certain circumstances, a Fund may be able to cure a failure to meet the Qualifying Income Test, but in order to do so the Fund may incur significant Fund-level taxes, which would effectively reduce (and could eliminate) the Fund's returns.

To the extent a Fund invests in foreign securities, it may be subject to foreign withholding taxes with respect to dividends or interest such Fund received from sources in foreign countries. If more than 50% of the total assets of a Fund consists of foreign securities, such Fund will be eligible to elect to treat some of those taxes as a distribution to shareholders, which would allow shareholders to offset some of their U.S. federal income tax. A Fund (or its administrative agent) will notify you if it makes such an election and provide you with the information necessary to reflect foreign taxes paid on your income tax return. Foreign tax credits, if any, received by a Fund as a result of an investment in another RIC will not be passed through to you unless such Fund qualifies as a "qualified fund-of-funds" under the Code. If the Fund is a "qualified fund-of-funds" it will be eligible to file an election with the Internal Revenue Service that will enable the Fund to pass along these foreign tax credits to its shareholders. A Fund will be treated as a "qualified fund-of-funds" under the Code if at least 50% of the value of the Fund's total assets (at the close of each quarter of the Fund's taxable year) is represented by interests in other RICs.

Shareholders are urged to consult their tax advisors regarding specific questions about federal, state and local income tax from an investment in the Funds.

**The Funds' SAI contains more information about taxes.**

## ADDITIONAL INFORMATION

The Trust enters into contractual arrangements with various parties (including, among others, the Funds' investment adviser, custodian, administrator and transfer agent, accountants and distributor) who provide services to the Funds. Shareholders are not parties to, or intended (or "third-party") beneficiaries of, any of those contractual arrangements, and those contractual arrangements are not intended to create in any individual shareholder or group of shareholders any right to enforce the terms of the contractual arrangements against the service providers or any right to seek any remedy under the contractual arrangements against the service providers, either directly or on behalf of the Trust.

This prospectus and the SAI provide information concerning the Trust and the Funds that you should consider in determining whether to purchase shares of the Funds. The Funds may make changes to this information from time to time. Neither this prospectus, the SAI nor any document filed as an exhibit to the Trust's registration statement, is intended to, nor does it, give rise to an agreement or contract between the Trust or the Funds and any shareholder, or give rise to any contract or other rights in any individual shareholder, group of shareholders or other person other than any rights conferred explicitly (and which may not be waived) by federal or state securities laws.



## FINANCIAL HIGHLIGHTS

The tables that follow present performance information about Class D Shares of each active Fund. This information is intended to help you understand each Fund's financial performance for the past five years. Some of this information reflects financial information for a single Fund share. The total returns in the table represent the rate that you would have earned (or lost) on an investment in a Fund, assuming you reinvested all of your dividends and distributions.

This information has been derived from each Fund's financial statements, which have been audited by KPMG LLP, the Funds' independent registered public accounting firm. Its report, along with each Fund's financial statements, appears in the annual report. You can obtain the Funds' annual report, which contains more performance information, at no charge by calling 1-800-DIAL-SEI.

SEI ASSET ALLOCATION TRUST  
FOR THE PERIODS ENDED MARCH 31  
FOR A SHARE OUTSTANDING THROUGHOUT EACH PERIOD

	Net Asset Value, Beginning of Year	Net Investment Income*	Net Realized and Unrealized Gains (Losses) from Affiliated Funds*	Total from Operations	Dividends from Net Investment Income	Distributions from Realized Capital Gains	Total Dividends and Distributions	Net Asset Value, End of Year	Total Return†	Net Assets End of Year (\$ Thousands)	Ratio of Expenses to Average Net Assets**	Ratio of Expenses to Average Net Assets (Excluding Waivers)**	Ratio of Net Investment Income to Average Net Assets	Portfolio Turnover Rate‡
<b>Conservative Strategy Fund</b>														
CLASS D														
2020	\$10.64	\$0.15	\$(0.39)	\$(0.24)	\$(0.22)	\$(0.05)	\$(0.27)	\$10.13	(2.43)%	\$ 3,580	1.01%	1.34%	1.39%	18%
2019	10.54	0.13	0.11	0.24	(0.14)	—	(0.14)	10.64	2.28	3,700	1.01	1.32	1.28	13
2018	10.48	0.11	0.10	0.21	(0.15)	—	(0.15)	10.54	1.97	3,506	1.01	1.32	1.02	17
2017	10.24	0.08	0.28	0.36	(0.12)	—	(0.12)	10.48	3.55	3,609	1.02 <sup>(1)</sup>	1.38	0.79	55
2016	10.45	0.08	(0.14)	(0.06)	(0.15)	—	(0.15)	10.24	(0.56)	4,766	1.04 <sup>(1)</sup>	1.39	0.82	18
<b>Moderate Strategy Fund</b>														
CLASS D														
2020	\$12.13	\$0.17	\$(0.64)	\$(0.47)	\$(0.32)	\$ —	\$(0.32)	\$11.34	(4.10)%	\$ 3,419	1.06%	1.34%	1.37%	27%
2019	11.98	0.17	0.16	0.33	(0.18)	—	(0.18)	12.13	2.87	3,574	1.06	1.32	1.45	12
2018	11.71	0.09	0.34	0.43	(0.16)	—	(0.16)	11.98	3.68	3,461	1.06	1.32	0.76	16
2017	11.27	0.11	0.54	0.65	(0.21)	—	(0.21)	11.71	5.82	3,646	1.07 <sup>(2)</sup>	1.37	0.95	30
2016	11.66	0.13	(0.27)	(0.14)	(0.25)	—	(0.25)	11.27	(1.19)	3,215	1.08 <sup>(2)</sup>	1.38	1.10	15

	Net Asset Value, Beginning of Year	Net Investment Income*	Net Realized and Unrealized Gains (Losses) from Affiliated Funds*	Total from Operations	Dividends from Net Investment Income	Distributions from Realized Capital Gains	Total Dividends and Distributions	Net Asset Value, End of Year	Total Return†	Net Assets End of Year (\$ Thousands)	Ratio of Expenses to Average Net Assets**	Ratio of Expenses to Average Net Assets (Excluding Waivers)**	Ratio of Net Investment Income to Average Net Assets	Portfolio Turnover Rate‡
<b>Aggressive Strategy Fund</b>														
CLASS D														
2020	\$14.59	\$0.15	\$(1.72)	\$(1.57)	\$(0.34)	\$(0.43)	\$(0.77)	\$12.25	(11.79)%	\$12,914	1.10%	1.34%	0.97%	21%
2019	14.93	0.15	(0.23)	(0.08)	(0.26)	—	(0.26)	14.59	(0.36)	14,087	1.10	1.32	1.04	12
2018	13.60	0.05	1.46	1.51	(0.18)	—	(0.18)	14.93	11.06	14,419	1.10	1.32	0.34	7
2017	12.35	0.07	1.39	1.46	(0.21)	—	(0.21)	13.60	11.91	16,610	1.11‡	1.38	0.52	19
2016	13.33	0.01	(0.80)	(0.79)	(0.19)	—	(0.19)	12.35	(5.93)	13,756	1.12‡	1.37	0.07	28

**Market Growth Strategy Fund**

CLASS D														
2020	\$12.89	\$0.15	\$(1.19)	\$(1.04)	\$(0.33)	\$(0.16)	\$(0.49)	\$11.36	(8.65)%	\$ 4,749	1.10%	1.34%	1.12%	20%
2019	13.04	0.17	(0.10)	0.07	(0.22)	—	(0.22)	12.89	0.66	5,203	1.10	1.32	1.33	12
2018	12.20	0.06	0.93	0.99	(0.15)	—	(0.15)	13.04	8.13	5,779	1.10	1.32	0.49	7
2017	11.35	0.08	0.98	1.06	(0.21)	—	(0.21)	12.20	9.37	6,496	1.11‡	1.38	0.66	20
2016	12.17	0.03	(0.66)	(0.63)	(0.19)	—	(0.19)	11.35	(5.18)	6,259	1.12‡	1.37	0.26	20

\* Per share calculations were performed using average shares.

\*\* The expense ratios do not include expenses of the underlying affiliated investment companies.

† Returns and portfolio turnover rate are for the period indicated and have not been annualized. Returns shown do not reflect the deduction of taxes that a shareholder would pay on Fund distributions or the redemption of Fund shares.

‡ The expense ratio includes Trustee and Proxy fees that are not subject to any voluntary expense waiver or reimbursement agreement. Had the fees been excluded, the ratio would have been 1.10% for Class D shares.

(1) The expense ratio includes Trustee and Proxy fees that are not subject to any voluntary expense waiver or reimbursement agreement. Had the fees been excluded the ratio would have been 1.01% for Class D shares.

(2) The expense ratio includes Trustee and Proxy fees that are not subject to any voluntary expense waiver or reimbursement agreement. Had the fees been excluded the ratio would have been 1.06% for Class D shares.

**Investment Adviser**

SEI Investments Management Corporation  
One Freedom Valley Drive  
Oaks, Pennsylvania 19456

**Distributor**

SEI Investments Distribution Co.  
One Freedom Valley Drive  
Oaks, Pennsylvania 19456

**Legal Counsel**

Morgan, Lewis & Bockius LLP  
1701 Market Street  
Philadelphia, Pennsylvania 19103

More information about the Funds is available without charge through the following:

**Statement of Additional Information (SAI)**

The SAI dated July 31, 2020, includes more detailed information about SEI Asset Allocation Trust. The SAI is on file with the SEC and is incorporated by reference into this prospectus. This means that the SAI, for legal purposes, is a part of this prospectus.

**Annual and Semi-Annual Reports**

These reports list the Funds' holdings and contain information from the Funds' managers about Fund strategies and market conditions and trends and their impact on Fund performance. The reports also contain detailed financial information about the Funds.

**To Obtain an SAI, Annual or Semi-Annual Report, or More Information:**

By Telephone: Call 1-800-DIAL-SEI

By Mail: Write to the Funds at:  
One Freedom Valley Drive  
Oaks, Pennsylvania 19456

By Internet: The Trust makes available its SAI and annual and semi-annual reports, free of charge, on or through the Funds' Website at [www.seic.com/fundprospectuses](http://www.seic.com/fundprospectuses). You can also obtain the SAI, Annual or Semi-Annual Report upon request by telephone or mail.

From the SEC: You can also obtain the SAI or the Annual and Semi-Annual Reports, as well as other information about SEI Asset Allocation Trust, from the EDGAR Database on the SEC's website ("http://www.sec.gov"). You may request documents by mail from the SEC, upon payment of a duplicating fee, by e-mailing the SEC at the following address: [publicinfo@sec.gov](mailto:publicinfo@sec.gov).

SEI Asset Allocation Trust's Investment Company Act registration number is 811-07445.